



KURIYAMA Hydraulic Connections



ALFAGOMMA®

NEW PRODUCTS

alfabiotech EVOLUTION



KURIYAMA
OF AMERICA, INC.

kuriyama.com

EDITION 0924

ALFABIOTECH EVOLUTION HYDRAULIC HOSE:

The Future is Flexible	3
E3K – Alfabitech Evolution 3000 PSI Minetuff	5
E4K – Alfabitech Evolution 4000 PSI Minetuff	6
E5K – Alfabitech Evolution 5000 PSI Minetuff	7
E5.5K – Alfabitech Evolution 5500 PSI Minetuff	8
E6K – Alfabitech Evolution 6000 PSI Minetuff	9
E5KST – Alfabitech Evolution 5000 PSI Supertuff.....	10
E6KST – Alfabitech Evolution 6000 PSI Supertuff	11

CAUTIONARY STATEMENT & LIMITED WARRANTY Back Cover

ALFACRIMP HYDRAULIC FITTINGS:

One-Piece Non-Skive

S Series	12–33
----------------	-------

Two-Piece Skive Interlock

Y Series	34–48
----------------	-------

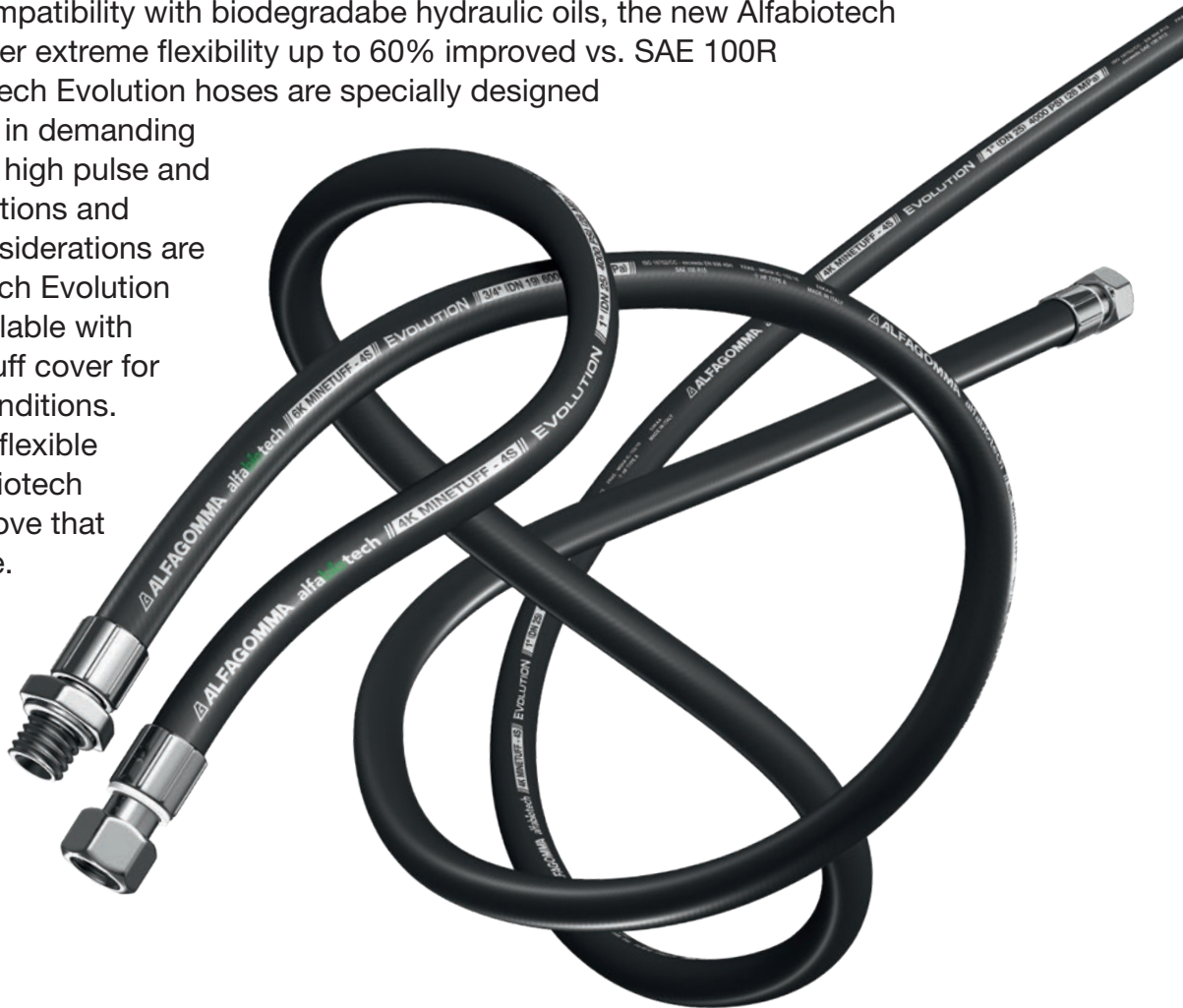
Because we continually examine ways to improve our products, we reserve the right to alter specifications or discontinue products without prior notice.

 **ALFAGOMMA®**

alfabiotech EVOLUTION









THE FUTURE IS FLEXIBLE







Our Alfagomma spiral constructed hydraulic hose range has just gotten even better. Offering all of the same benefits of existing Alfabiotech hoses, including standard Minetuff cover for abrasion and ozone resistance, full MSHA approved fire ratings, and full compatibility with biodegradable hydraulic oils, the new Alfabiotech Evolution hoses offer extreme flexibility up to 60% improved vs. SAE 100R standards. Alfabiotech Evolution hoses are specially designed for long service life in demanding applications where high pulse and pressure considerations and flexible routing considerations are required. Alfabiotech Evolution hoses are also available with an optional Supertuff cover for severe abrasion conditions. With compact and flexible construction, Alfabiotech Evolution hoses prove that the future is flexible.



Because we continually examine ways to improve our products, we reserve the right to alter specifications or discontinue products without prior notice.

 **ALFAGOMMA®** Alfabiotech Evolution Hose

	E3K – Alfabiotech Evolution 3000 PSI	
	Minetuff	5
	E4K – Alfabiotech Evolution 4000 PSI	
	Minetuff	6
	E5K – Alfabiotech Evolution 5000 PSI	
	Minetuff	7
	E5.5K – Alfabiotech Evolution 5500 PSI	
	Minetuff	8

	E6K – Alfabiotech Evolution 6000 PSI	
	Minetuff	9
	E5KST – Alfabiotech Evolution 5000 PSI	
	Supertuff	10
	E6KST – Alfabiotech Evolution 6000 PSI	
	Supertuff	11

Because we continually examine ways to improve our products, we reserve the right to alter specifications or discontinue products without prior notice.



NEW

alfabiotech EVOLUTION E3K Series

3000 PSI Minetuff Hydraulic Hose

GENERAL APPLICATIONS

Developed to withstand very demanding conditions; very high performance in pressure, pulsing and flexing

CONSTRUCTION

Tube: Oil resistant synthetic rubber and biodegradable hydraulic fluids

Reinforcement: Four/six high tensile steel spirals

Cover: Abrasion, ozone and hydrocarbon resistant synthetic rubber

SERVICE TEMPERATURE RANGE

-40°F (-40°C) to +250°F (+121°C)

BRANDING

ALFAGOMMA ALFABIOTECH EVOLUTION 3K MINETUFF ... WP 21 MPa (3000 PSI) - ISO 18752/CC - exceeds SAE 100 R12 - MSHA IC-152/16 - MADE IN ITALY

LENGTH

200 feet from 1 1/4" to 1 1/2" - 100 feet for 2"

COMPLIANCE DETAILS

Compliances	Size
SAE 100R12	All sizes
ISO 18752/CC 1,000,000+ impulse cycles	All sizes
MSHA IC-152/16 approved flame resistance	All sizes

View Up To Date Info



← SCAN OR VISIT
[KOA.link/
E3K](https://KOA.link/E3K)



Series Number	Size Code	ID		OD		Max. Working Pressure (psi) at 68°F	Min. Bend. Radius		Weight (lbs/ft)	Coupling Recommendations		
		(in)	(mm)	(in)	(mm)		(in)	(mm)		AlfaCrimp One-Piece	Two-Piece Ferrule Skive	
E3K	20	1 1/4	31.8	1.77	44.9	3000	8.27	210	1.27	S	B	AS4
E3K	24	1 1/2	38.1	1.99	50.6	3000	9.84	250	1.59	S	B	AS4
E3K	32	2	50.8	2.55	64.7	3000	12.52	318	2.38	S	B	AS4

† Minimum burst pressure 4-to-1 safety factor.

Freight: Hydraulic Hose can be combined with other KOA products for qualifying prepaid freight orders.

Because we continually examine ways to improve our products, we reserve the right to alter specifications or discontinue products without prior notice.

alfabiotech EVOLUTION E4K Series

NEW

4000 PSI Minetuff Hydraulic Hose



Smooth cover for sizes 06-16



Wrapped cover for sizes 20-32

GENERAL APPLICATIONS

Developed to withstand very demanding conditions; very high performance in pressure, pulsing and flexing

CONSTRUCTION

Tube: Oil resistant synthetic rubber and biodegradable hydraulic fluids

Reinforcement: Four high tensile steel spirals

Cover: Smooth up to 1", Wrapped over 1", abrasion, ozone and hydrocarbon resistant synthetic rubber

SERVICE TEMPERATURE RANGE

-40°F (-40°C) to +250°F (+121°C)





BRANDING

ALFAGOMMA ALFABIOTECH EVOLUTION 4K MINETUFF ... WP 28 MPa (4000 PSI) - ISO 18752/CC - MSHA IC-152/16 - MADE IN ITALY

LENGTH

Random up to 1" - 200 feet from 1 1/4" to 2"

COMPLIANCE DETAILS

Compliances	Size
 EN856 4SP	1 1/2" and 2"
 SAE 100R12	3/4" and 1"
 ISO 18752/CC 1,000,000+ impulse cycles	All sizes
 MSHA IC-152/16 approved flame resistance	All sizes

View Up To Date Info



◀ SCAN OR VISIT

[KOA.link/
E4K](https://koa.link/E4K)



Series Number	Size Code	ID		OD		Max. Working Pressure (psi) at 68°F	Min. Bend. Radius		Weight (lbs/ft)	Coupling Recommendations					
		(in)	(mm)	(in)	(mm)		(in)	(mm)		AlfaCrimp One-Piece	Ferrule Non-Skive	Ferrule Skive & Interlock			
E4K	06	3/8	9.5	0.78	19.8	4000	2.95	75.0	0.42	S	D	AF4	AS4		
E4K	08	1/2	12.7	0.89	22.5	4000	3.54	90.0	0.42	S	D	AF4	AS4		
E4K	10	5/8	15.9	1.00	25.4	4000	3.94	100.0	0.60	S	D	AF4	AS4		
E4K	12	3/4	19.1	1.14	29.0	4000	4.72	120.0	0.66	S	D	AF4	AS4		
E4K	16	1	25.4	1.46	37.2	4000	5.91	150.0	1.00	S	D	AF4	AS4		YS2
E4K	20	1 1/4	31.8	1.74	44.2	4000	8.27	210.0	1.49	S	F		AS4	XF2	YS2
E4K	24	1 1/2	38.1	1.99	50.6	4000	9.84	250.0	1.76	S			AS4	XF2	YS2
E4K	32	2	50.8	2.55	64.7	4000	12.52	318.0	2.69	S			AS4	XF2	YS2

† Minimum burst pressure 4-to-1 safety factor.

Freight: Hydraulic Hose can be combined with other KOA products for qualifying prepaid freight orders.

Because we continually examine ways to improve our products, we reserve the right to alter specifications or discontinue products without prior notice.

alfabiotech EVOLUTION E5K Series

NEW

5000 PSI Minetuff Hydraulic Hose



Smooth cover for sizes 10-16



Wrapped cover for size 20



Wrapped cover for sizes 24-32

GENERAL APPLICATIONS

Developed to withstand very demanding conditions; very high performance in pressure, pulsing and flexing

CONSTRUCTION

Tube: Oil and biodegradable hydraulic fluid resistant synthetic rubber

Reinforcement: Four/six high tensile steel spirals

Cover: Smooth up to 1", Wrapped over 1", abrasion, ozone and hydrocarbon resistant synthetic rubber

SERVICE TEMPERATURE RANGE

-40°F (-40°C) to +250°F (+121°C)

BRANDING

ALFAGOMMA ALFABIOTECH EVOLUTION 5K MINETUFF ... WP 35 MPa (5000 PSI) - ISO 18752/CC - MSHA IC-152/16 - MADE IN ITALY

LENGTH

Random up to 1" - 200 feet from 1 1/4" to 1 1/2" - 100 feet from 2"

COMPLIANCE DETAILS

Compliances	Size
DIN EN856 4SP	5/8", 3/4" and 1"
DIN EN856 4SH	1 1/4"
SAE SAE 100R13	All sizes
ISO ISO 18752/CC 1,000,000+ impulse cycles	All sizes
MSHA MSHA IC-152/16 approved flame resistance	All sizes

View Up To Date Info



← SCAN OR VISIT
[KOA.link/
E5K](https://KOA.link/E5K)



Series Number	Size Code	ID		OD		Max. Working Pressure (psi) at 68°F	Min. Bend. Radius		Weight (lbs/ft)	Coupling Recommendations			
		(in)	(mm)	(in)	(mm)		(in)	(mm)		AlfaCrimp One-Piece	Two-Piece		
										Ferrule Skive	Ferrule Interlock		
E5K	10	5/8	15.9	1.00	25.4	5000	3.94	100.0	0.57	S	AS4		
E5K	12	3/4	19.1	1.16	29.4	5000	4.72	120.0	0.79	S	F	AS4	XF2 YS2
E5K	16	1	25.4	1.47	37.4	5000	5.91	150.0	1.10	S	F	AS4	XF2 YS2
E5K	20	1 1/4	31.8	1.73	44.0	5000	8.27	210.0	1.49	S	F		XF2 YS2
E5K	24	1 1/2	38.1	2.16	54.8	5000	9.84	250.0	2.64	S	F		
E5K	32	2	50.8	2.70	68.7	5000	12.52	318.0	3.89	S	F		

† Minimum burst pressure 4-to-1 safety factor.

Freight: Hydraulic Hose can be combined with other KOA products for qualifying prepaid freight orders.

Because we continually examine ways to improve our products, we reserve the right to alter specifications or discontinue products without prior notice.



alfabiotech EVOLUTION E5.5K Series

5500 PSI Minetuff Hydraulic Hose

NEW

View Up To Date Info



◀ SCAN OR VISIT
[KOA.link/
E55K](https://KOA.link/E55K)



GENERAL APPLICATIONS

Developed to withstand very demanding conditions; very high performance in pressure, pulsing and flexing

CONSTRUCTION

Tube: Oil resistant synthetic rubber and biodegradable hydraulic fluids

Reinforcement: Four high tensile steel spirals

Cover: Abrasion, ozone and hydrocarbon resistant synthetic rubber

SERVICE TEMPERATURE RANGE

-40°F (-40°C) to +250°F (+121°C)




BRANDING

ALFAGOMMA ALFABIOTECH EVOLUTION 5K PLUS MINETUFF ... WP 38 MPa (5500 PSI) - exceeds ISO 18752/CC - SAE 100 R13 - MSHA IC-152/16 - MADE IN ITALY

LENGTH

Random

COMPLIANCE DETAILS

Compliances	Size
 SAE 100R13	All sizes
 ISO 18752/CC 1,000,000+ impulse cycles	All sizes
 MSHA IC-152/16 approved flame resistance	All sizes

Series Number	Size Code	ID		OD		Max. Working Pressure (psi) at 68°F	Min. Bend. Radius		Weight (lbs/ft)	Coupling Recommendations			
		(in)	(mm)	(in)	(mm)		(in)	(mm)		AlfaCrimp One-Piece	Two-Piece		
										Ferrule Skive	Ferrule Interlock		
E5.5K	12	3/4	19.1	1.19	30.2	5500	4.72	120.0	0.86	S	AS4	XF2	YS2
E5.5K	16	1	25.4	1.47	37.4	5500	5.91	150.0	1.23	S		XF2	YS2

† Minimum burst pressure 4-to-1 safety factor.

Freight: Hydraulic Hose can be combined with other KOA products for qualifying prepaid freight orders.

Because we continually examine ways to improve our products, we reserve the right to alter specifications or discontinue products without prior notice.



Smooth cover for sizes 04-16



Wrapped cover for sizes 20-32

alfabiotech EVOLUTION E6K Series

6000 PSI Minetuff Hydraulic Hose

NEW

GENERAL APPLICATIONS

Developed to withstand very demanding conditions; very high performance in pressure, pulsing and flexing

CONSTRUCTION

Tube: Oil resistant synthetic rubber and biodegradable hydraulic fluids

Reinforcement: Four/six high tensile steel spirals

Cover: Smooth up to 1", Wrapped over 1", abrasion, ozone and hydrocarbon resistant synthetic rubber

SERVICE TEMPERATURE RANGE

-40°F (-40°C) to +250°F (+121°C)

BRANDING

ALFAGOMMA ALFABIOTECH EVOLUTION 6K MINETUFF ... WP 45 MPa (6550 PSI) - ISO 18752/CC- MSHA IC- 152/16 - MADE IN ITALY

LENGTH

Random up to 1" - 200 feet from 1 1/4" to 1 1/2" - 100 feet for 2"

COMPLIANCE DETAILS

Compliances	Size
DIN EN856 4SP	1/4", 3/8" and 1/2"
DIN EN856 4SH	3/4" and 1"
SAE SAE 100R15	1" through 2"
ISO ISO 18752/CC 1,000,000+ impulse cycles	All sizes
MSHA MSHA IC-152/16 approved flame resistance	All sizes

View Up To Date Info



◀ SCAN OR VISIT
[KOA.link/
E6K](http://KOA.link/E6K)



Series Number	Size Code	ID		OD		Max. Working Pressure (psi) at 68°F	Min. Bend. Radius		Weight (lbs/ft)	Coupling Recommendations		
		(in)	(mm)	(in)	(mm)		(in)	(mm)		AlfaCrimp One-Piece	Ferrule Skive	Ferrule Interlock
E6K	04	1/4	6.4	0.67	17.0	6000	2.36	60.0	0.35	S	AS4	
E6K	06	3/8	9.5	0.78	19.8	6000	2.95	75.0	0.42	S	AS4	
E6K	08	1/2	12.7	0.89	22.5	6000	3.54	90.0	0.48	S	AS4	
E6K	10	5/8	15.9	1.09	27.8	6000	3.94	100.0	0.80	S		XF1 YS1
E6K	12	3/4	19.1	1.20	30.6	6000	4.72	120.0	0.93	S	F	XF2 YS2
E6K	16	1	25.4	1.50	38.2	6000	5.91	150.0	1.30	S	F	XF2 YS2
E6K	20	1 1/4	31.8	1.87	47.6	6000	8.86	225.0	2.01	S	F	XF1 YS1
E6K	24	1 1/2	38.1	2.14	54.4	6000	12.01	305.0	2.80	S		XF1 YS1
E6K	32	2	50.8	2.70	68.7	6000	14.96	380.0	4.09			ZF1

† Minimum burst pressure 4-to-1 safety factor.

Freight: Hydraulic Hose can be combined with other KOA products for qualifying prepaid freight orders.

Because we continually examine ways to improve our products, we reserve the right to alter specifications or discontinue products without prior notice.

alfabiotech EVOLUTION E5KST Series

5000 PSI Supertuff Hydraulic Hose

NEW



View Up To Date Info



◀ SCAN OR VISIT
[KOA.link/
E5KST](http://KOA.link/E5KST)



GENERAL APPLICATIONS

Developed to withstand very demanding conditions; very high performance in pressure, pulsing and flexing

CONSTRUCTION

Tube: Oil resistant synthetic rubber and biodegradable hydraulic fluids

Reinforcement: Four/six high tensile steel spirals

Cover: Abrasion, ozone and hydrocarbon resistant synthetic rubber: *Special "supertuff" cover for excellent abrasion resistance and long service life in heavy duty applications*

SERVICE TEMPERATURE RANGE

-40°F (-40°C) to +250°F (+121°C)






BRANDING

ALFAGOMMA ALFABIOTECH EVOLUTION 5K SUPERTUFF ... WP 35 MPa (5000 PSI) - ISO 18752/CC - MSHA IC-152/7 - MADE IN ITALY

LENGTH

Random up to 1" - 200 feet from 1 1/4" to 2"

COMPLIANCE DETAILS


Compliances	Size
 EN856 4SP	5/8", 3/4" and 1"
 EN856 4SH	1 1/4"
 SAE 100R13	1 1/2" and 2"
 ISO 18752/CC 1,000,000+ impulse cycles	All sizes
 MSHA IC-152/16 approved flame resistance	All sizes

Series Number	Size Code	ID		OD		Max. Working Pressure (psi) at 68°F	Min. Bend. Radius		Weight (lbs/ft)	Coupling Recommendations				
		(in)	(mm)	(in)	(mm)		(in)	(mm)		AlfaCrimp One-Piece	Ferrule Skive	Two-Piece Ferrule Interlock		
E5KST	10	5/8	15.9	1.00	25.4	5000	3.94	100.0	0.57	S		AS4		
E5KST	12	3/4	19.1	1.16	29.4	5000	4.72	120.0	0.79	S	F	AS4	XF2	YS2
E5KST	16	1	25.4	1.47	37.4	5000	5.91	150.0	1.10	S	F	AS4	XF2	YS2
E5KST	20	1 1/4	31.8	1.73	44.0	5000	8.27	210.0	1.49	S	F		XF2	YS2
E5KST	24	1 1/2	38.1	2.16	54.8	5000	9.84	250.0	2.64	S	F		XF1	YS1
E5KST	32	2	50.8	2.70	68.7	5000	12.52	318.0	3.89	S	F		XF1	YS1

† Minimum burst pressure 4-to-1 safety factor.

Freight: Hydraulic Hose can be combined with other KOA products for qualifying prepaid freight orders.

Because we continually examine ways to improve our products, we reserve the right to alter specifications or discontinue products without prior notice.



alfabiotech EVOLUTION E6KST Series

6000 PSI Supertuff Hydraulic Hose



GENERAL APPLICATIONS

Developed to withstand very demanding conditions; very high performance in pressure, pulsing and flexing

CONSTRUCTION

Tube: Oil resistant synthetic rubber and biodegradable hydraulic fluids

Reinforcement: Four/six high tensile steel spirals (4S/6S)

Cover: Abrasion, ozone and hydrocarbon resistant synthetic rubber: *Special "supertuff" cover for excellent abrasion resistance and long service life in heavy duty applications*

SERVICE TEMPERATURE RANGE

-40°F (-40°C) to +250°F (+121°C)

BRANDING

ALFAGOMMA ALFABIOTECH EVOLUTION 6K SUPERTUFF ... WP 45 MPa (6550 PSI) - ISO 18752/CC- MSHA IC- 152/7 - MADE IN ITALY

LENGTH

Random up to 1" - 100 feet from 1 1/4" to 1 1/2"

COMPLIANCE DETAILS

Compliances	Size
EN856 4SP	1/4", 3/8" and 1/2"
EN856 4SH	3/4" and 1"
SAE 100R15	1" through 2"
ISO 18752/CC 1,000,000+ impulse cycles	All sizes
MSHA IC-152/7 approved flame resistance	All sizes

View Up To Date Info

← SCAN OR VISIT
[KOA.link/
E6KST](http://KOA.link/E6KST)



Series Number	Size Code	ID		OD		Max. Working Pressure (psi) at 68°F	Min. Bend. Radius		Weight (lbs/ft)	Coupling Recommendations		
		(in)	(mm)	(in)	(mm)		(in)	(mm)		AlfaCrimp One-Piece	Ferrule Skive	Ferrule Interlock
E6KST	4	1/4	6.4	0.67	17.0	6000	2.36	60.0	0.35	S	AS4	
E6KST	6	3/8	9.5	0.78	19.8	6000	2.95	75.0	0.42	S	AS4	
E6KST	8	1/2	12.7	0.89	22.5	6000	3.54	90.0	0.48	S	AS4	
E6KST	10	5/8	15.9	1.09	27.8	6000	3.94	100.0	0.80	S		XF1 YS1
E6KST	12	3/4	19.1	1.20	30.6	6000	4.72	120.0	0.93	S	F	XF2 YS2
E6KST	16	1	25.4	1.50	38.2	6000	5.91	150.0	1.30	S	F	XF2 YS2
E6KST	20	1 1/4	31.8	1.87	47.6	6000	8.86	225.0	2.01	S	F	XF1 YS1
E6KST	24	1 1/2	38.1	2.14	54.4	6000	12.01	305.0	2.80	S		XF1 YS1
E6KST	32	2	50.8	2.70	68.7	6000	14.96	380.0	4.09			ZF1

† Minimum burst pressure 4-to-1 safety factor.
Freight: Hydraulic Hose can be combined with other KOA products for qualifying prepaid freight orders.

Because we continually examine ways to improve our products, we reserve the right to alter specifications or discontinue products without prior notice.

ALFAGOMMA® One-Piece AlfaCrimp Fittings – S Series

View Up To Date Info



← SCAN OR VISIT
[KOA.link/
S-Series](https://KOA.link/S-Series)


API

	API Male NPT	14
---	--------------------	----








BSP

	BSP O-Ring Female Swivel 60° Cone	25
---	---	----





NPTF

	NPTF Male 60° Seat	14
---	--------------------------	----


JIC

	JIC Female Swivel 37° Seat with Stem Hexagon.....	15
	JIC Male	15
	45° JIC Female Swivel 37° Seat with Stem Hexagon - Short Drop	16
	45° JIC Female Swivel 37° Seat with Stem Hexagon - Medium Drop	16
	90° JIC Female Swivel 37° Seat with Stem Hexagon - Short Drop	17
	90° JIC Female Swivel 37° Seat with Stem Hexagon -Medium Drop	17
	90° JIC Female Swivel 37° Seat with Stem Hexagon - Long Drop	18





ORFS

	ORFS Female.....	19
	ORFS Male	19
	45° ORFS Female.....	20
	90° ORFS Female Medium Drop	20






SAE

	SAE Male O-Ring Boss	14
---	----------------------------	----


SAE FLANGE CODE 61

	Code 61 Flange SAE J518.....	21
	30° Code 61 Flange SAE J518.....	21
	45° Code 61 Flange SAE J518.....	22
	90° Code 61 Flange SAE J518.....	22

SAE FLANGE CODE 62

	Code 62 Flange SAE J518 - 6000 PSI.....	23
	22.5° Code 62 Flange SAE J518 - 6000 PSI....	23
	30° Code 62 Flange SAE J518 - 6000 PSI.....	23
	45° Code 62 Flange SAE J518 - 6000 PSI.....	24
	90° Code 62 Flange SAE J518 - 6000 PSI.....	24

CATERPILLAR FLANGE

	SUPERCAT Flange	26
	22.5° SUPERCAT Flange.....	26
	30° SUPERCAT Flange.....	27
	45° SUPERCAT Flange.....	27
	60° SUPERCAT Flange.....	28

Because we continually examine ways to improve our products, we reserve the right to alter specifications or discontinue products without prior notice.

ALFAGOMMA® One-Piece AlfaCrimp Fittings – S Series

View Up To Date Info



← SCAN OR VISIT
[KOA.link/
S-Series](http://KOA.link/S-Series)

CATERPILLAR FLANGE *(continued)*

 67.5° SUPERCAT Flange28


 90° SUPERCAT Flange.....28

METRIC

 Metric Male 24° Seat DIN 3865 Light29

 Metric Swivel Female O-Ring
24° Seat DIN 3865 Light29

 45° Metric Swivel O-Ring Female
24° Seat DIN 3865 Light30

 90° Metric Swivel O-Ring Female
24° Seat DIN 3865 Light30

 Metric Male 24° Seat DIN 3865 Heavy31


 Metric Swivel Female O-Ring
24° Seat DIN 3865 Heavy31

 45° Metric Swivel O-Ring Female
24° Seat DIN 3865 Heavy32

 90° Metric Swivel O-Ring Female
24° Seat DIN 3865 Heavy32

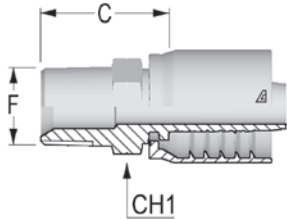
HAMMER UNIONS

 Male Hammer Union Fig. 1502 Integral fitting with
Lug Nut33

 Female Hammer Union Fig. 1502 integral fitting
with Rubber Ring33

Because we continually examine ways to improve our products, we reserve the right to alter specifications or discontinue products without prior notice.

One-Piece AlfaCrimp Fittings – S Series



NPTF MALE 60° SEAT

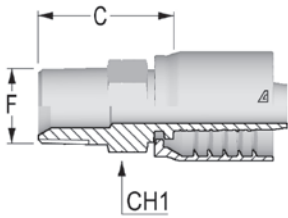
**Preliminary Data*

Part Number	Dash Size	Hose ID Size		F Thread		C Cut-Off Factor (mm)	Hex Dia. CH1 (in)	Weight (lbs/each)
		(in)	(mm)	Dash Size	Size (in) - TPI			
S-1212-MNPT	12	3/4	19.1	12	3/4-14	35.5	27	0.60
S-1616-MNPT	16	1	25.4	16	1-11 1/2	44.4	36	1.06
S-2020-MNPT	20	1 1/4	31.8	20	1 1/4-11 1/2	50.9	46	1.68
S-2424-MNPT	24	1 1/2	38.1	24	1 1/2-11 1/2	54.5	50	2.37
S-3232-MNPT	32	2	50.8	32	2-11 1/2	53.7	65	4.22

View Up To Date Info



◀ SCAN OR VISIT
KOA.link/S-MNPT



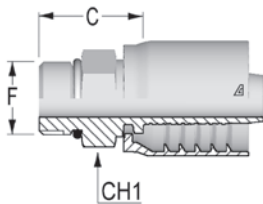
API MALE NPT

Part Number	Dash Size	Hose ID Size		F Thread		C Cut-Off Factor (mm)	Hex Dia. CH1 (in)	Weight (lbs/each)
		(in)	(mm)	Dash Size	Size (in) - TPI			
S-3232-MAPI	32	2	50.8	32	2-11 1/2	105.7	65	5.58

View Up To Date Info



◀ SCAN OR VISIT
KOA.link/S-MAPI



SAE MALE O-RING BOSS

**Preliminary Data*

Part Number	Dash Size	Hose ID Size		F Thread		C Cut-Off Factor (mm)	Hex Dia. CH1 (in)	Weight (lbs/each)
		(in)	(mm)	Dash Size	Size (in) - TPI			
S-1212-MORB	12	3/4	19.1	12	3/4-14	32.6	32	0.65
S-2020-MORB	20	1 1/4	31.8	20	Pending	Pending	Pending	1.55

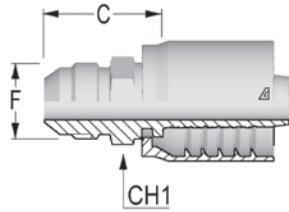
View Up To Date Info



◀ SCAN OR VISIT
KOA.link/S-MORB

Because we continually examine ways to improve our products, we reserve the right to alter specifications or discontinue products without prior notice.

ALFAGOMMA One-Piece AlfaCrimp Fittings – S Series



View Up To Date Info

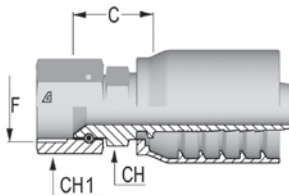


← SCAN OR VISIT
**KOA.link/
S-MJIC**

JIC MALE

**Preliminary Data*

Part Number	Dash Size	Hose ID Size		F Thread		C Cut-Off Factor (mm)	Hex Dia. CH1		Weight (lbs/each)
		(in)	(mm)	Dash Size	Size (in) - TPI		(in)	(in)	
S-0404-MJIC	04	1/4	6.4	04	7/16-20	25.3	12		0.11
S-0606-MJIC	06	3/8	9.5	06	9/16-18	27.0	17		0.18
S-0808-MJIC	08	1/2	12.7	08	3/4-16	30.6	19		0.25
S-1010-MJIC	10	5/8	15.9	10	7/8-14	35.3	24		0.40
S-1212-MJIC	12	3/4	19.1	12	1 1/16-12	39.1	27		0.62
S-1616-MJIC	16	1	25.4	16	1 5/16-12	46.1	36		1.06
S-2020-MJIC	20	1 1/4	31.8	20	1 5/8-12	48.5	46		1.68
S-3232-MJIC	32	2	50.8	32	2 1/2-12	55.4	70		3.50



View Up To Date Info



← SCAN OR VISIT
**KOA.link/
S-FJDH**

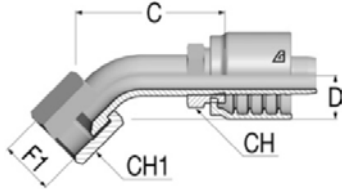
JIC FEMALE SWIVEL 37° SEAT WITH STEM HEXAGON

**Preliminary Data*

Part Number	Dash Size	Hose ID Size		F Thread		C Cut-Off Factor (mm)	Hex Dia. CH		Weight (lbs/each)
		(in)	(mm)	Dash Size	Size (in) - TPI		(mm)	(mm)	
S-0404-FJDH	04	1/4	6.4	04	7/16-20	19.0	14	14	0.14
S-0606-FJDH	06	3/8	9.5	06	9/16-18	22.0	17	19	0.20
S-0808-FJDH	08	1/2	12.7	08	3/4-16	25.6	19	25	0.29
S-1010-FJDH	10	5/8	15.9	10	7/8-14	28.3	24	27	0.51
S-1212-FJDH	12	3/4	19.1	12	1 1/16-12	30.9	27	32	0.73
S-1616-FJDH	16	1	25.4	16	1 5/16-12	37.7	36	41	1.30
S-1620-FJDH	16	1	25.4	20	1 5/8-12	41.2	41	50	1.61
S-2020-FJDH	20	1 1/4	31.8	20	1 5/8-12	43.0	46	50	2.05
S-2424-FJDH	24	1 1/2	38.1	24	1 7/8-12	48.4	50	55	2.84
S-3232-FJDH	32	2	50.8	32	2 1/2-12	59.2	65	70	5.15

Because we continually examine ways to improve our products, we reserve the right to alter specifications or discontinue products without prior notice.

One-Piece AlfaCrimp Fittings – S Series



View Up To Date Info

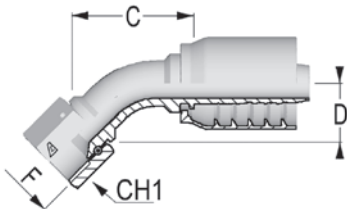


◀ SCAN OR VISIT

[KOA.link/
S-FJ4S](https://KOA.link/S-FJ4S)

45° JIC FEMALE SWIVEL 37° SEAT WITH STEM HEXAGON - SHORT DROP

Part Number	Dash Size	Hose ID Size		F Thread		C Cut-Off Factor (mm)	D Drop (in)	Hex Dia.		Weight (lbs/each)
		(in)	(mm)	Dash Size	Size (in) - TPI			CH (mm)	CH1 (mm)	
S-0404-FJ4S	04	1/4	6.4	04	7/16-20	40	10	14	16	0.14
S-0606-FJ4S	06	3/8	9.5	06	9/16-18	43	11	17	19	0.27
S-0808-FJ4S	08	1/2	12.7	08	3/4-16	65	15	19	25	0.36
S-1010-FJ4S	10	5/8	15.9	10	7/8-14	66	16	24	27	0.62
S-1212-FJ4S	12	3/4	19.1	12	1 1/16-12	67	21	27	32	0.88
S-1616-FJ4S	16	1	25.4	16	1 5/16-12	80	24	36	41	1.54



View Up To Date Info



◀ SCAN OR VISIT

[KOA.link/
S-FJ45](https://KOA.link/S-FJ45)

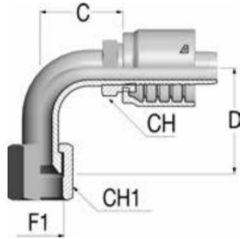
45° JIC FEMALE SWIVEL 37° SEAT WITH STEM HEXAGON - MEDIUM DROP

**Preliminary Data*

Part Number	Dash Size	Hose ID Size		F Thread		C Cut-Off Factor (mm)	D Drop (in)	Hex Dia. CH1 (mm)	Weight (lbs/each)
		(in)	(mm)	Dash Size	Size (in) - TPI				
S-0404-FJ45	04	1/4	6.4	04	7/16-20	Pending	Pending	Pending	0.16
S-0606-FJ45	06	3/8	9.5	06	9/16-18	46.3	11.0	19	0.25
S-0808-FJ45	08	1/2	12.7	08	3/4-16	51.6	15.0	25	0.36
S-1010-FJ45	10	5/8	15.9	10	7/8-14	62.2	19.0	27	0.58
S-1212-FJ45	12	3/4	19.1	12	1 1/16-12	67.5	21.0	32	0.90
S-1216-FJ45	12	3/4	19.1	16	1 5/16-12	71.4	26.0	38	1.04
S-1616-FJ45	16	1	25.4	16	1 5/16-12	79.4	24.0	38	1.57
S-2020-FJ45	20	1 1/4	31.8	20	1 5/8-12	98.0	37.0	50	2.31
S-2424-FJ45	24	1 1/2	38.1	24	1 7/8-12	118.0	43.5	55	3.39
S-3232-FJ45	32	2	50.8	32	2 1/2-12	162.3	51.5	70	4.83

Because we continually examine ways to improve our products, we reserve the right to alter specifications or discontinue products without prior notice.

ALFAGOMMA® One-Piece AlfaCrimp Fittings – S Series



View Up To Date Info

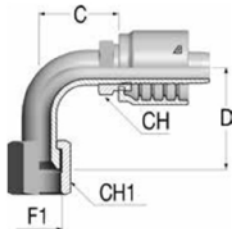


◀ SCAN OR VISIT
[KOA.link/
S-FJ9S](http://KOA.link/S-FJ9S)

90° JIC FEMALE SWIVEL 37° SEAT WITH STEM HEXAGON - SHORT DROP

**Preliminary Data*

Part Number	Dash Size	Hose ID Size		F Thread		C Cut-Off Factor (mm)	D Drop (in)	Hex Dia.		Weight (lbs/each)
		(in)	(mm)	Dash Size	Size (in) - TPI			CH (mm)	CH1 (mm)	
S-0404-FJ9S	04	1/4	6.4	04	7/16-20	31.0	32	14	14	0.14
S-0606-FJ9S	06	3/8	9.5	06	9/16-18	43.0	25	17	19	0.27
S-0608-FJ9S	06	3/8	9.5	08	3/4-16	32.5	28	-	25	0.29
S-0808-FJ9S	08	1/2	12.7	08	3/4-16	48.0	29	19	22	0.36
S-0810-FJ9S	08	1/2	12.7	10	7/8-14	38.0	32	-	27	0.41
S-0812-FJ9S	08	1/2	12.7	12	1 1/16-20	37.3	46	-	32	0.52
S-1010-FJ9S	10	5/8	15.9	10	7/8-14	43.0	37	24	27	0.62
S-1012-FJ9S	10	5/8	15.9	10	1 1/16-20	48.0	48	-	32	0.64
S-1212-FJ9S	12	3/4	19.1	12	1 1/16-12	64.0	48	27	32	0.95
S-1216-FJ9S	12	3/4	19.1	16	1 5/16-12	53.6	53	-	38	0.96
S-1616-FJ9S	16	1	25.4	16	1 5/16-12	87.0	56	36	41	1.74



View Up To Date Info



◀ SCAN OR VISIT
[KOA.link/
S-FJ9M](http://KOA.link/S-FJ9M)

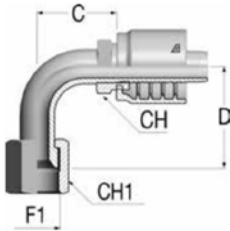
90° JIC FEMALE SWIVEL 37° SEAT WITH STEM HEXAGON - MEDIUM DROP

**Preliminary Data*

Part Number	Dash Size	Hose ID Size		F Thread		C Cut-Off Factor (mm)	D Drop (in)	Hex Dia.		Weight (lbs/each)
		(in)	(mm)	Dash Size	Size (in) - TPI			CH (mm)	CH1 (mm)	
S-0404-FJ9M	04	1/4	6.4	04	7/16-20	31.0	32	14	14	0.16
S-0606-FJ9M	06	3/8	9.5	06	9/16-18	43.0	38	17	19	0.29
S-0608-FJ9M	06	3/8	9.5	08	3/4-16	39.5	41	-	25	0.31
S-0808-FJ9M	08	1/2	12.7	08	3/4-16	50.0	41	19	22	0.38
S-0810-FJ9M	08	1/2	12.7	10	7/8-14	43.3	47	-	27	0.44
S-0812-FJ9M	08	1/2	12.7	12	1 1/16-20	42.8	58	-	32	0.49
S-1010-FJ9M	10	5/8	15.9	10	7/8-14	50.0	47	24	27	0.64
S-1012-FJ9M	10	5/8	15.9	10	1 1/16-20	47.9	58	-	32	0.66
S-1212-FJ9M	12	3/4	19.1	12	1 1/16-12	54.0	58	27	32	0.95
S-1214-FJ9M	12	3/4	19.1	14	1 3/16-12	52.6	56	-	36	0.95
S-1216-FJ9M	12	3/4	19.1	16	1 5/16-12	52.6	72	-	38	1.03
S-1616-FJ9M	16	1	25.4	16	1 5/16-12	72.0	71	36	41	1.73
S-1620-FJ9M	16	1	25.4	20	1 5/8-12	72.6	78	-	50	1.91
S-2020-FJ9M	20	1 1/4	31.8	20	1 5/8-12	84.0	78	-	50	2.45
S-2424-FJ9M	24	1 1/2	38.1	24	1 7/8-12	104.0	92	-	55	3.64
S-3232-FJ9M	32	2	50.8	32	2 1/2-12	147.5	135	-	70	4.91

Because we continually examine ways to improve our products, we reserve the right to alter specifications or discontinue products without prior notice.

ALFAGOMMA One-Piece AlfaCrimp Fittings – S Series



90° JIC FEMALE SWIVEL 37° SEAT WITH STEM HEXAGON - LONG DROP

**Preliminary Data*

Part Number	Dash Size	Hose ID Size		F Thread		C Cut-Off Factor (mm)	D Drop (in)	Hex Dia.		Weight (lbs/each)
		(in)	(mm)	Dash Size	Size (in) - TPI			CH (mm)	CH1 (mm)	
S-0404-FJ9L	06	3/8	9.5	06	7/16-20	31	46	14	14	0.14
S-0606-FJ9L	06	3/8	9.5	06	9/16-18	43	54	17	19	0.29
S-0808-FJ9L	08	1/2	12.7	08	3/4-16	50	64	19	22	0.40
S-1010-FJ9L	10	5/8	15.9	10	7/8-14	50	70	24	27	0.69
S-1212-FJ9L	12	3/4	19.1	12	1 1/16-12	54	96	27	32	1.06
S-1616-FJ9L	16	1	25.4	16	1 5/16-12	72	114	36	41	1.94
S-2020-FJ9L	20	1 1/4	31.8	20	1 5/8-12	Pending	Pending	Pending	Pending	2.69

View Up To Date Info

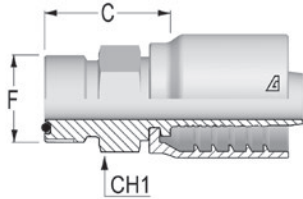


← SCAN OR VISIT

KOA.link/S-FJ9L

Because we continually examine ways to improve our products, we reserve the right to alter specifications or discontinue products without prior notice.

ALFAGOMMA® One-Piece AlfaCrimp Fittings – S Series



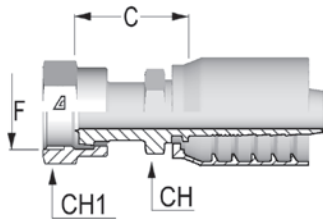
ORFS MALE

Part Number	Dash Size	Hose ID Size		F Thread		C Cut-Off Factor (mm)	Hex Dia.		Weight (lbs/each)
		(in)	(mm)	Dash Size	Size (in) - TPI		CH1 (mm)		
S-0404-MOFS	04	1/4	6.4	04	9/16-18	22.3	17	0.11	
S-0606-MOFS	06	3/8	9.5	06	11/16-16	25.0	19	0.19	
S-0808-MOFS	08	1/2	12.7	08	13/16-16	27.1	22	0.26	
S-1010-MOFS	10	5/8	15.9	10	1-14	31.3	27	0.44	
S-1212-MOFS	12	3/4	19.0	12	1 3/16-12	36.1	32	0.69	
S-1616-MOFS	16	1	25.4	16	1 7/16-12	40.6	38	1.11	

View Up To Date Info



← SCAN OR VISIT
[KOA.link/S-MOFS](https://koya.link/S-MOFS)



ORFS FEMALE

Part Number	Dash Size	Hose ID Size		F Thread		C Cut-Off Factor (mm)	Hex Dia.		Weight (lbs/each)
		(in)	(mm)	Dash Size	Size (in) - TPI		CH (mm)	CH1 (mm)	
S-0404-FOFS	04	1/4	6.4	04	9/16-18	27.5	14	17	0.13
S-0606-FOFS	06	3/8	9.5	06	11/16-16	31.0	17	22	0.24
S-0808-FOFS	08	1/2	12.7	08	13/16-16	36.1	22	24	0.32
S-1010-FOFS	10	5/8	15.9	10	1-14	40.3	24	30	0.53
S-1212-FOFS	12	3/4	19.0	12	1 3/16-12	44.1	30	36	0.84
S-1216-FOFS	12	3/4	19.0	16	1 7/16-12	50.1	36	41	1.12
S-1616-FOFS	16	1	25.4	16	1 7/16-12	53.1	36	41	1.33
S-1620-FOFS	16	1	25.4	20	1 11/16-12	54.1	41	50	1.70
S-2020-FOFS	20	1 1/4	31.8	20	1 11/16-12	55.9	46	50	2.03
S-2424-FOFS	24	1 1/2	38.1	24	2-12	61.5	50	60	2.97

View Up To Date Info

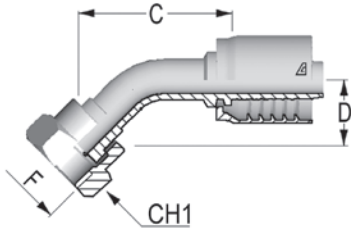


← SCAN OR VISIT
[KOA.link/S-FOFS](https://koya.link/S-FOFS)

Because we continually examine ways to improve our products, we reserve the right to alter specifications or discontinue products without prior notice.

One-Piece AlfaCrimp Fittings – S Series

45° ORFS FEMALE

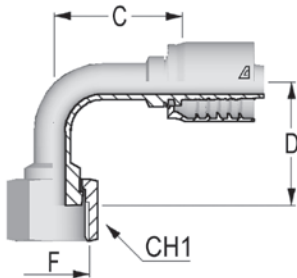


View Up To Date Info



← SCAN OR VISIT
KOA.link/S-F045

Part Number	Dash Size	Hose ID Size		F Thread		C Cut-Off Factor (mm)	D Drop (mm)	Hex Dia. CH1 (mm)	Weight (lbs/each)
		(in)	(mm)	Dash Size	Size (in) - TPI				
S-0404-F045	04	1/4	6.4	04	9/16-18	38	15.0	17	0.14
S-0606-F045	06	3/8	9.5	06	11/16-16	48	17.0	22	0.25
S-0808-F045	08	1/2	12.7	08	13/16-16	54	22.0	24	0.32
S-1010-F045	10	5/8	15.9	10	1-14	58	17.0	30	0.60
S-1212-F045	12	3/4	19.1	12	1 3/16-12	67	21.0	36	0.93
S-1216-F045	12	3/4	19.1	16	1 7/16-12	82	26.0	36	1.43
S-1616-F045	16	1	25.4	16	1 7/16-12	95	28.0	41	1.46
S-2020-F045	20	1 1/4	31.8	20	1 11/16-12	108	36.5	50	2.27



View Up To Date Info



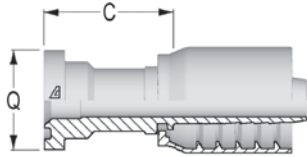
← SCAN OR VISIT
KOA.link/S-F09M

90° ORFS FEMALE MEDIUM DROP

Part Number	Dash Size	Hose ID Size		F Thread		C Cut-Off Factor (mm)	D Drop (mm)	Hex Dia. CH1 (mm)	Weight (lbs/each)
		(in)	(mm)	Dash Size	Size (in) - TPI				
S-0404-F09M	04	1/4	6.4	04	9/16-18	30	32	17	0.15
S-0606-F09M	06	3/8	9.5	06	11/16-16	43	38	22	0.27
S-0808-F09M	08	1/2	12.7	08	13/16-16	35	42	24	0.33
S-1010-F09M	10	5/8	15.9	10	1-14	56	44	30	0.68
S-1212-F09M	12	3/4	19.1	12	1 3/16-12	63	58	36	1.10
S-1216-F09M	12	3/4	19.1	16	1 7/16-12	70	58	41	1.57
S-1616-F09M	16	1	25.4	16	1 7/16-12	80	66	41	1.58
S-2020-F09M	20	1 1/4	31.8	20	1 11/16-12	101	81	50	2.50

Because we continually examine ways to improve our products, we reserve the right to alter specifications or discontinue products without prior notice.

ALFAGOMMA® One-Piece AlfaCrimp Fittings – S Series



View Up To Date Info

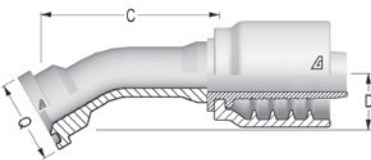


← SCAN OR VISIT
[KOA.link/
S-C61S](https://KOA.link/S-C61S)

CODE 61 FLANGE SAE J518

**Preliminary Data*

Part Number	Dash Size	Hose ID Size (in)	Hose ID Size (mm)	Q Flange (in)	Q Flange (mm)	C Cut-Off Factor (mm)	Flange Dash Size	Weight (lbs/each)
S-1212-C61S	12	3/4	19.0	1.50	38.1	39.5	12	0.70
S-1216-C61S	12	3/4	19.0	1.75	44.5	52.0	16	0.58
S-1616-C61S	16	1	25.4	1.75	44.5	54.1	16	1.19
S-1620-C61S	16	1	25.4	2.00	50.8	56.6	20	1.28
S-2020-C61S	20	1 1/4	31.8	2.00	50.8	57.5	20	1.70
S-2024-C61S	20	1 1/4	31.8	2.38	60.3	61.5	24	2.75
S-2420-C61S	24	1 1/2	38.1	2.00	50.8	55.5	20	3.10
S-2424-C61S	24	1 1/2	38.1	2.38	60.3	62.5	24	2.48
S-2432-C61S	24	1 1/2	38.1	2.81	71.4	75.0	32	5.05
S-3232-C61S	32	2	50.8	2.81	71.4	79.2	32	3.80



View Up To Date Info



← SCAN OR VISIT
[KOA.link/
S-C613](https://KOA.link/S-C613)

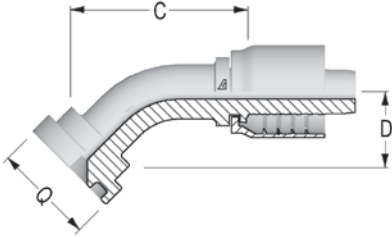
30° CODE 61 FLANGE SAE J518

**Preliminary Data*

Part Number	Dash Size	Hose ID Size (in)	Hose ID Size (mm)	Q Flange (in)	Q Flange (mm)	C Cut-Off Factor (mm)	D Drop (mm)	Flange Dash Size	Weight (lbs/each)
S-1212-C613	12	3/4	19.0	1.50	38.1	71.0	28.0	12	0.87
S-1616-C613	16	1	25.4	1.75	44.5	88.0	25.0	16	1.35
S-2020-C613	20	1 1/4	31.8	2.00	50.8	94.3	38.5	20	1.99

Because we continually examine ways to improve our products, we reserve the right to alter specifications or discontinue products without prior notice.

One-Piece AlfaCrimp Fittings – S Series



View Up To Date Info

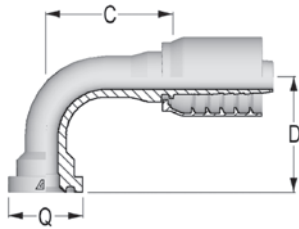


← SCAN OR VISIT
[KOA.link/
S-C614](https://KOA.link/S-C614)

45° CODE 61 FLANGE SAE J518

**Preliminary Data*

Part Number	Dash Size	Hose ID Size		Q Flange		C Cut-Off Factor (mm)	D Drop (mm)	Flange Dash Size	Weight (lbs/each)
		(in)	(mm)	Dash Size	Size (in) - TPI				
S-0812-C614	08	1/2	12.7	1.50	38.1	50.4	26.0	12	0.52
S-1212-C614	12	3/4	19.0	1.50	38.1	71.0	28.0	12	0.87
S-1216-C614	12	3/4	19.0	1.75	44.5	68.0	29.0	16	1.11
S-1616-C614	16	1	25.4	1.75	44.5	88.0	35.0	16	1.35
S-1620-C614	16	1	25.4	2.00	50.8	88.9	32.5	20	1.99
S-2020-C614	20	1 1/4	31.8	2.00	50.8	94.3	38.5	20	2.09
S-2024-C614	20	1 1/4	31.8	2.38	60.3	99.0	40.0	24	2.98
S-2424-C614	24	1 1/2	38.1	2.38	60.3	99.8	43.0	24	3.95
S-2432-C614	24	1 1/2	38.1	2.81	71.4	140.0	56.5	32	4.50
S-3232-C614	32	2	50.8	2.81	71.4	154.0	54.0	32	4.80



View Up To Date Info



← SCAN OR VISIT
[KOA.link/
S-C619](https://KOA.link/S-C619)

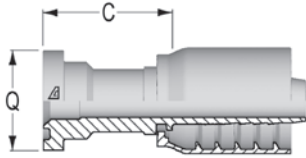
90° CODE 61 FLANGE SAE J518

**Preliminary Data*

Part Number	Dash Size	Hose ID Size		Q Flange		C Cut-Off Factor (mm)	D Drop (mm)	Flange Dash Size	Weight (lbs/each)
		(in)	(mm)	Dash Size	Size (in) - TPI				
S-0812-C619	08	1/2	12.7	1.50	38.1	45.3	51.0	12	0.52
S-1212-C619	12	3/4	19.0	1.50	38.1	65.0	58.0	12	1.00
S-1216-C619	12	3/4	19.0	1.75	44.5	66.2	64.5	16	1.11
S-1616-C619	16	1	25.4	1.75	44.5	78.1	64.0	16	1.47
S-1620-C619	16	1	25.4	2.00	50.8	74.7	69.0	20	1.55
S-2020-C619	20	1 1/4	31.8	2.00	50.8	92.0	81.0	20	2.19
S-2024-C619	20	1 1/4	31.8	2.38	60.3	97.0	85.0	24	3.60
S-2424-C619	24	1 1/2	38.1	2.38	60.3	103.0	93.0	24	3.35
S-2432-C619	24	1 1/2	38.1	2.81	71.4	138.0	97.0	32	4.75
S-3232-C619	32	2	50.8	2.81	71.4	139.0	130.0	32	4.95

Because we continually examine ways to improve our products, we reserve the right to alter specifications or discontinue products without prior notice.

ALFAGOMMA® One-Piece AlfaCrimp Fittings – S Series



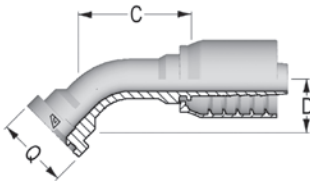
View Up To Date Info



◀ SCAN OR VISIT
[KOA.link/
S-C62S](https://KOA.link/S-C62S)

CODE 62 FLANGE SAE J518 - 6000 PSI

Part Number	Dash Size	Hose ID Size (in)	Hose ID Size (mm)	Q Flange (in)	Q Flange (mm)	C Cut-Off Factor (mm)	Flange Dash Size	Weight (lbs/each)
S-1212-C62S	12	3/4	19.1	1.63	41.3	53.1	12	0.85
S-1216-C62S	12	3/4	19.1	1.88	47.6	56.5	16	1.00
S-1612-C62S	16	1	25.4	1.63	41.3	59.1	12	1.15
S-1616-C62S	16	1	25.4	1.88	47.6	59.1	16	1.32
S-1620-C62S	16	1	25.4	2.13	54.0	66.1	20	1.54
S-1624-C62S	16	1	25.4	2.50	63.5	71.1	24	1.98
S-2016-C62S	20	1 1/4	31.8	1.88	47.6	60.0	16	1.57
S-2020-C62S	20	1 1/4	31.8	2.13	54.0	62.2	20	1.89
S-2024-C62S	20	1 1/4	31.8	2.50	63.5	74.0	24	2.41
S-2420-C62S	24	1 1/2	38.1	2.13	54.0	70.0	20	2.55
S-2424-C62S	24	1 1/2	38.1	2.50	63.5	68.5	24	2.91
S-2432-C62S	24	1 1/2	38.1	3.13	79.4	88.0	32	4.19
S-3232-C62S	32	2	50.8	3.13	79.4	103.0	32	5.47



View Up To Date Info

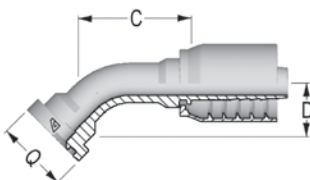


◀ SCAN OR VISIT
[KOA.link/
S-C622](https://KOA.link/S-C622)

22.5° CODE 62 FLANGE SAE J518 - 6000 PSI

**Preliminary Data*

Part Number	Dash Size	Hose ID Size (in)	Hose ID Size (mm)	Q Flange (in)	Q Flange (mm)	C Cut-Off Factor (mm)	Flange Dash Size	Weight (lbs/each)
S-1616-C622	16	1	25.4	1.88	47.6	Pending	16	1.52



View Up To Date Info



◀ SCAN OR VISIT
[KOA.link/
S-C623](https://KOA.link/S-C623)

30° CODE 62 FLANGE SAE J518 - 6000 PSI

**Preliminary Data*

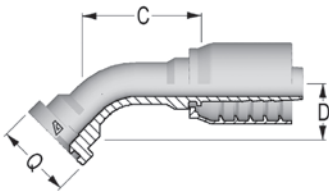
Part Number	Dash Size	Hose ID Size (in)	Hose ID Size (mm)	Q Flange (in)	Q Flange (mm)	C Cut-Off Factor (mm)	Flange Dash Size	Weight (lbs/each)
S-1616-C623	16	1	25.4	1.88	47.6	Pending	16	1.52
S-2020-C623	20	1 1/4	31.8	2.13	54.0	Pending	20	2.18

Because we continually examine ways to improve our products, we reserve the right to alter specifications or discontinue products without prior notice.

ALFAGOMMA One-Piece AlfaCrimp Fittings – S Series

45° CODE 62 FLANGE SAE J518 - 6000 PSI

**Preliminary Data*



View Up To Date Info

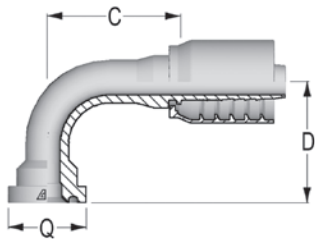


◀ SCAN OR VISIT
[KOA.link/
S-C624](https://KOA.link/S-C624)

Part Number	Dash Size	Hose ID Size (in)	Hose ID Size (mm)	Q Flange (in)	Q Flange (mm)	C Cut-Off Factor (mm)	D Drop (mm)	Flange Dash Size	Weight (lbs/each)
S-1212-C624	12	3/4	19.0	1.63	41.3	75.0	30.0	12	0.96
S-1216-C624	12	3/4	19.0	1.88	47.6	81.0	33.0	16	1.16
S-1612-C624	16	1	25.4	1.63	41.3	77.0	29.5	12	1.29
S-1616-C624	16	1	25.4	1.88	47.6	96.7	36.0	16	1.52
S-1620-C624	16	1	25.4	2.13	54.0	96.0	44.0	20	1.86
S-2016-C624	20	1	25.4	1.88	47.6	97.0	34.0	16	2.00
S-2020-C624	20	1 1/4	31.8	2.13	54.0	102.0	41.0	20	2.18
S-2024-C624	20	1 1/4	31.8	2.50	63.5	111.7	48.0	24	2.95
S-2424-C624	24	1 1/2	38.1	2.50	63.5	143.0	48.0	24	3.60
S-2432-C624	24	1 1/2	38.1	3.13	79.4	137.0	55.0	32	4.61
S-3232-C624	32	2	50.8	3.13	79.4	177.0	61.0	32	4.83

90° CODE 62 FLANGE SAE J518 - 6000 PSI

**Preliminary Data*



View Up To Date Info

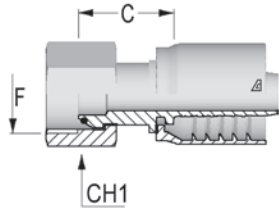


◀ SCAN OR VISIT
[KOA.link/
S-C629](https://KOA.link/S-C629)

Part Number	Dash Size	Hose ID Size (in)	Hose ID Size (mm)	Q Flange (in)	Q Flange (mm)	C Cut-Off Factor (mm)	D Drop (mm)	Flange Dash Size	Weight (lbs/each)
S-1212-C629	12	3/4	19.0	1.63	41.3	65	64.0	12	1.09
S-1216-C629	12	3/4	19.0	1.88	47.6	65	66.0	16	1.27
S-1612-C629	16	1	25.4	1.63	41.3	75	61.0	12	1.55
S-1616-C629	16	1	25.4	1.88	47.6	75	74.0	16	1.66
S-1620-C629	16	1	25.4	2.13	54.0	79	85.0	20	2.09
S-1624-C629	16	1	25.4	2.50	63.5	79	85.0	24	2.82
S-2016-C629	16	1	25.4	1.88	47.6	Pending	Pending	16	2.22
S-2020-C629	20	1 1/4	31.8	2.13	54.0	96	91.0	20	2.45
S-2024-C629	20	1 1/4	31.8	2.50	63.5	99	103.5	24	3.38
S-2420-C629	24	1 1/2	38.1	2.13	54.0	112	85.0	20	3.91
S-2424-C629	24	1 1/2	38.1	2.50	63.5	114	109.0	24	3.91
S-2432-C629	24	1 1/2	38.1	3.13	79.4	118	121.5	32	4.78
S-3232-C629	32	2	50.8	3.13	79.4	168	1340	32	8.37

Because we continually examine ways to improve our products, we reserve the right to alter specifications or discontinue products without prior notice.

ALFAGOMMA® One-Piece AlfaCrimp Fittings – S Series



BSP O-RING FEMALE SWIVEL 60° CONE

**Preliminary Data*

Part Number	Dash Size	Hose ID Size		F Thread		C Cut-Off Factor (mm)	Hex Dia. CH1 (mm)	Weight (lbs/each)
		(in)	(mm)	(in)	(mm)			
S-0404-FBPO	04	1/4	6.4	04	1/4-19	Pending	22	0.13
S-0606-FBPO	06	3/8	9.5	06	3/8-19	17.0	22	0.20
S-0808-FBPO	08	1/2	12.7	08	1/2-14	18.0	27	0.29
S-1010-FBPO	10	5/8	15.9	10	5/8-14	17.1	27	0.38
S-1212-FBPO	12	3/4	19.1	12	3/4-14	25.8	32	0.62
S-1616-FBPO	16	1	25.4	16	1-11	31.6	38	0.97
S-2424-FBPO	24	1 1/2	38.1	24	1 1/2-11	37.8	55	2.56

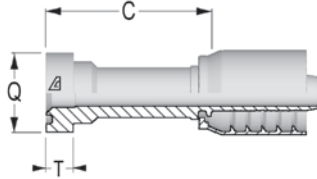
View Up To Date Info



← SCAN OR VISIT
KOA.link/S-FBPO

Because we continually examine ways to improve our products, we reserve the right to alter specifications or discontinue products without prior notice.

One-Piece AlfaCrimp Fittings – S Series



View Up To Date Info

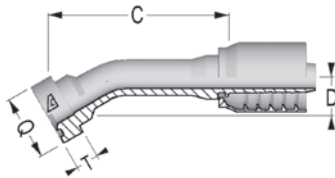


◀ SCAN OR VISIT
[KOA.link/
S-CFLS](https://KOA.link/S-CFLS)

SUPERCAT FLANGE

**Preliminary Data*

Part Number	Dash Size	Hose ID Size (in)	Hose ID Size (mm)	Q Flange (in)	Q Flange (mm)	C Cut-Off Factor (mm)	T Thickness (mm)	Flange Dash Size	Weight (lbs/each)
S-1212-CFLS	12	3/4	19.0	1.63	41.3	85.5	14.3	12	1.14
S-1216-CFLS	12	3/4	19.0	1.88	47.6	87.0	14.3	16	1.29
S-1616-CFLS	16	1	25.4	1.88	47.6	95.1	14.3	16	1.71
S-1620-CFLS	16	1	25.4	2.13	54.0	95.1	14.3	20	1.89
S-2020-CFLS	20	1 1/4	31.8	2.13	54.0	91.0	14.3	20	2.26
S-2024-CFLS	20	1 1/4	31.8	2.50	63.5	87.0	14.3	20	2.61
S-2424-CFLS	24	1 1/2	38.1	2.50	63.5	88.0	14.3	24	3.12
S-3232-CFLS	32	2	50.8	3.12	79.4	105.0	14.3	32	3.50



View Up To Date Info



◀ SCAN OR VISIT
[KOA.link/
S-CFL2](https://KOA.link/S-CFL2)

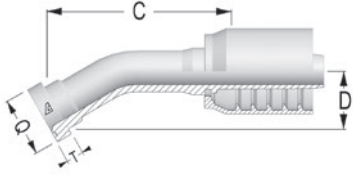
22.5° SUPERCAT FLANGE

**Preliminary Data*

Part Number	Dash Size	Hose ID Size (in)	Hose ID Size (mm)	Q Flange (in)	Q Flange (mm)	C Cut-Off Factor (mm)	T Thickness (mm)	D Drop (mm)	Flange Dash Size	Weight (lbs/each)
S-1212-CFL2	12	3/4	19.0	1.63	41.3	116	14.3	21.0	12	1.20
S-1216-CFL2	12	3/4	19.0	1.88	47.6	121	14.3	17.0	16	1.40
S-1616-CFL2	16	1	25.4	1.88	47.6	106	14.3	17.0	16	1.74
S-1620-CFL2	15	1	25.4	2.13	54.0	129	14.3	18.0	20	2.18
S-2020-CFL2	20	1 1/4	31.8	2.13	54.0	162	14.3	25.5	20	2.98
S-2024-CFL2	20	1 1/4	31.8	2.50	63.5	170	14.3	22.0	24	3.41

Because we continually examine ways to improve our products, we reserve the right to alter specifications or discontinue products without prior notice.

ALFAGOMMA® One-Piece AlfaCrimp Fittings – S Series



30° SUPERCAT FLANGE

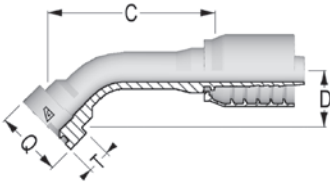
**Preliminary Data*

Part Number	Dash Size	Hose ID Size (in)	Hose ID Size (mm)	Q Flange (in)	Q Flange (mm)	C Cut-Off Factor (mm)	T Thickness (mm)	D Drop (mm)	Flange Dash Size	Weight (lbs/each)
S-1212-CFL3	12	3/4	19.0	1.63	41.3	113	14.3	24.0	12	1.20
S-1216-CFL3	12	3/4	19.0	1.88	47.6	118	14.3	26.5	16	1.40
S-1616-CFL3	16	1	25.4	1.88	47.6	138	14.3	27.0	16	1.99
S-1620-CFL3	15	1	25.4	2.13	54.0	137	14.3	25.5	20	2.02
S-2020-CFL3	20	1 1/4	31.8	2.13	54.0	160	14.3	28.0	20	2.58
S-2024-CFL3	20	1 1/4	31.8	2.50	63.5	167	14.3	37.5	24	2.65

View Up To Date Info



← SCAN OR VISIT
KOA.link/S-CFL3



45° SUPERCAT FLANGE

**Preliminary Data*

Part Number	Dash Size	Hose ID Size (in)	Hose ID Size (mm)	Q Flange (in)	Q Flange (mm)	C Cut-Off Factor (mm)	T Thickness (mm)	D Drop (mm)	Flange Dash Size	Weight (lbs/each)
S-1212-CFL4	12	3/4	19.0	1.63	41.3	107	14.3	33.7	12	1.20
S-1216-CFL4	12	3/4	19.0	1.88	47.6	112	14.3	34.0	16	1.40
S-1616-CFL4	16	1	25.4	1.88	47.6	129	14.3	42.5	16	1.99
S-1620-CFL4	16	1	25.4	2.13	54.0	128	14.3	40.0	20	2.18
S-2020-CFL4	20	1 1/4	31.8	2.13	54.0	149	14.3	45.0	20	2.98
S-2024-CFL4	20	1 1/4	31.8	2.50	63.5	152	14.3	60.0	24	2.65
S-2424-CFL4	24	1 1/2	38.1	2.50	63.5	181	14.3	52.0	24	2.95
S-3232-CFL4	32	2	50.8	3.12	79.4	168	14.3	63.0	32	3.95

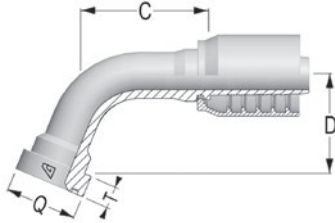
View Up To Date Info



← SCAN OR VISIT
KOA.link/S-CFL4

Because we continually examine ways to improve our products, we reserve the right to alter specifications or discontinue products without prior notice.

One-Piece AlfaCrimp Fittings – S Series



View Up To Date Info

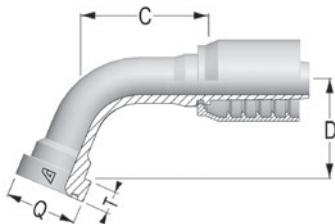


◀ SCAN OR VISIT
[KOA.link/
S-CFL6](https://KOA.link/S-CFL6)

60° SUPERCAT FLANGE

**Preliminary Data*

Part Number	Dash Size	Hose ID Size (in)	Hose ID Size (mm)	Q Flange (in)	Q Flange (mm)	C Cut-Off Factor (mm)	T Thickness (mm)	D Drop (mm)	Flange Dash Size	Weight (lbs/each)
S-1212-CFL6	12	3/4	19.0	1.63	41.3	92.6	14.3	46.0	12	1.36
S-1216-CFL6	12	3/4	19.0	1.88	47.6	95.6	14.3	48.5	16	1.55
S-1616-CFL6	16	1	25.4	1.88	47.6	116.0	14.3	59.0	16	1.99
S-1620-CFL6	16	1	25.4	2.13	54.0	116.0	14.3	57.0	20	2.18
S-2020-CFL6	20	1 1/4	31.8	2.13	54.0	135.0	14.3	65.0	20	3.57
S-2024-CFL6	20	1 1/4	31.8	2.50	63.5	141.0	14.3	67.5	24	3.65



View Up To Date Info

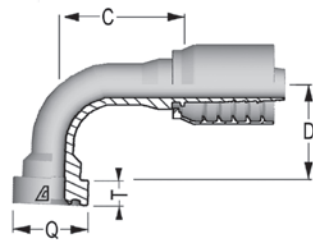


◀ SCAN OR VISIT
[KOA.link/
S-CFL7](https://KOA.link/S-CFL7)

67.5° SUPERCAT FLANGE

**Preliminary Data*

Part Number	Dash Size	Hose ID Size (in)	Hose ID Size (mm)	Q Flange (in)	Q Flange (mm)	C Cut-Off Factor (mm)	T Thickness (mm)	D Drop (mm)	Flange Dash Size	Weight (lbs/each)
S-1212-CFL7	12	3/4	19.0	1.63	41.3	86.1	14.3	51.8	12	1.12
S-1216-CFL7	12	3/4	19.0	1.88	47.6	88.8	14.3	54.6	16	1.38
S-1616-CFL7	16	1	25.4	1.88	47.6	111.0	14.3	67.0	16	2.13
S-1620-CFL7	16	1	25.4	2.13	54.0	109.0	14.3	64.0	20	2.21
S-2020-CFL7	20	1 1/4	31.8	2.13	54.0	119.3	14.3	70.6	20	3.57
S-2024-CFL7	20	1 1/4	31.8	2.50	63.5	132.0	14.3	77.0	24	3.65



View Up To Date Info



◀ SCAN OR VISIT
[KOA.link/
S-CFL9](https://KOA.link/S-CFL9)

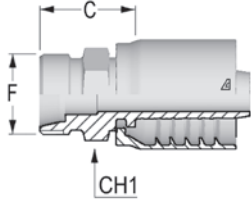
90° SUPERCAT FLANGE

**Preliminary Data*

Part Number	Dash Size	Hose ID Size (in)	Hose ID Size (mm)	Q Flange (in)	Q Flange (mm)	C Cut-Off Factor (mm)	T Thickness (mm)	D Drop (mm)	Flange Dash Size	Weight (lbs/each)
S-1212-CFL9	12	3/4	19.0	1.63	41.3	67.0	14.3	67.0	12	1.20
S-1216-CFL9	12	3/4	19.0	1.88	47.6	69.0	14.3	70.0	16	1.40
S-1616-CFL9	16	1	25.4	1.88	47.6	85.0	14.3	79.0	16	1.99
S-1620-CFL9	16	1	25.4	2.13	54.0	80.0	14.3	82.5	20	2.18
S-2020-CFL9	20	1 1/4	31.8	2.13	54.0	96.0	14.3	93.0	20	2.98
S-2024-CFL9	20	1 1/4	31.8	2.50	63.5	97.0	14.3	101.0	24	3.41
S-2424-CFL9	24	1 1/2	38.1	2.50	63.5	117.0	14.3	109.0	24	4.01
S-3232-CFL9	32	2	50.8	3.12	79.4	141.0	14.3	138.5	32	5.25

Because we continually examine ways to improve our products, we reserve the right to alter specifications or discontinue products without prior notice.

ALFAGOMMA One-Piece AlfaCrimp Fittings – S Series



View Up To Date Info

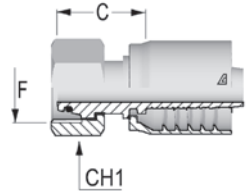


← SCAN OR VISIT
[KOA.link/
S-MMSL](https://KOA.link/S-MMSL)

METRIC MALE 24° SEAT DIN 3853 LIGHT

**Preliminary Data*

Part Number	Dash Size	Hose ID Size (in)	Hose ID Size (mm)	F Thread Dash Size	F Thread Size (in) - TPI	Tube OD (mm)	C Cut-Off Factor (mm)	Hex Dia. CH1 (mm)	Weight (lbs/each)
S-0616-MMSL	06	3/8	9.5	16	M16x1.5	10	23.3	17	0.18
S-0618-MMSL	06	3/8	9.5	18	M18x1.5	12	24.3	19	0.19
S-0622-MMSL	06	3/8	9.5	22	M22x1.5	15	25.3	22	0.22
S-0822-MMSL	08	1/2	12.7	22	M22x1.5	15	26.1	22	0.26
S-0826-MMSL	08	1/2	12.7	26	M26x1.5	18	27.1	27	0.33
S-1026-MMSL	10	5/8	15.9	26	M26x1.5	18	27.1	27	0.37
S-1230-MMSL	12	3/4	19.0	30	M30x2	22	31.6	32	0.50
S-1636-MMSL	16	1	25.4	36	M36x2	28	34.4	26	0.85
S-2045-MMSL	20	1 1/4	31.8	45	M45x2	35	40.0	46	1.29
S-2452-MMSL	24	1 1/2	38.1	52	M52x2	42	42.0	55	3.05



View Up To Date Info



← SCAN OR VISIT
[KOA.link/
S-FMOL](https://KOA.link/S-FMOL)

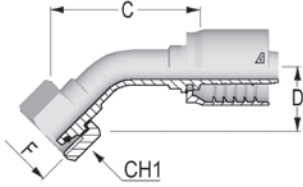
METRIC SWIVEL FEMALE 24° SEAT DIN 3853 LIGHT

**Preliminary Data*

Part Number	Dash Size	Hose ID Size (in)	Hose ID Size (mm)	F Thread Dash Size	F Thread Size (in) - TPI	Tube OD (mm)	C Cut-Off Factor (mm)	Hex Dia. CH1 (mm)	Weight (lbs/each)
S-0618-FMOL	06	3/8	9.5	18	M18x1.5	12	24.3	19	0.23
S-0822-FMOL	08	1/2	12.7	22	M22x1.5	15	26.1	22	0.32
S-1026-FMOL	10	5/8	15.9	26	M26x1.5	18	27.1	27	0.45
S-1230-FMOL	12	3/4	19.0	30	M30x2	22	31.6	32	0.76
S-1636-FMOL	16	1	25.4	36	M36x2	28	34.4	36	0.96
S-2045-FMOL	20	1 1/4	31.8	45	M45x2	35	40.0	46	1.38
S-2452-FMOL	24	1 1/2	38.1	52	M52x2	42	42.0	55	2.12

Because we continually examine ways to improve our products, we reserve the right to alter specifications or discontinue products without prior notice.

ALFAGOMMA One-Piece AlfaCrimp Fittings – S Series



45° METRIC SWIVEL FEMALE O-RING 24° SEAT DIN 3853 LIGHT

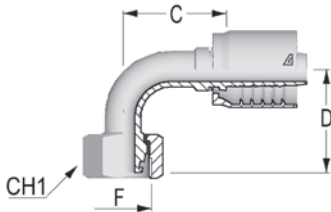
**Preliminary Data*

Part Number	Dash Size	Hose ID Size		F Thread Dash Size	F Thread Size (in) - TPI	Tube OD (mm)	C Cut-Off Factor (mm)	D Drop (mm)	Hex Dia. CH1 (mm)	Weight (lbs/each)
S-0618-FM4L	06	3/8	9.5	18	M18x1.5	12	46.8	19.5	22	0.26
S-0822-FM4L	08	1/2	12.7	22	M22x1.5	15	55.0	21.0	27	0.38
S-1026-FM4L	10	5/8	15.9	26	M26x1.5	18	65.3	24.0	32	0.54
S-1230-FM4L	12	3/4	19.0	30	M30x2	22	69.4	32.0	36	0.98
S-1636-FM4L	16	1	25.4	36	M36x2	28	91.4	32.0	41	1.17
S-2045-FM4L	20	1 1/4	31.8	45	M45x2	35	141.5	45.0	50	1.82
S-2452-FM4L	24	1 1/2	38.1	52	M52x2	42	112.0	38.0	60	2.77

View Up To Date Info



◀ SCAN OR VISIT
KOA.link/S-FM4L



90° METRIC SWIVEL FEMALE O-RING 24° SEAT DIN 3853 LIGHT

**Preliminary Data*

Part Number	Dash Size	Hose ID Size		F Thread Dash Size	F Thread Size (in) - TPI	Tube OD (mm)	C Cut-Off Factor (mm)	D Drop (mm)	Hex Dia. CH1 (mm)	Weight (lbs/each)
S-0618-FM9L	06	3/8	9.5	18	M18x1.5	12	32.8	39.0	22	0.27
S-0822-FM9L	08	1/2	12.7	22	M22x1.5	15	39.8	40.5	27	0.38
S-1026-FM9L	10	5/8	15.9	26	M26x1.5	18	51.4	48.0	32	0.56
S-1230-FM9L	12	3/4	19.0	30	M30x2	22	52.1	59.0	36	1.07
S-1636-FM9L	16	1	25.4	36	M36x2	28	77.6	68.0	41	1.60
S-2045-FM9L	20	1 1/4	31.8	45	M45x2	35	90.5	89.0	50	2.04
S-2452-FM9L	24	1 1/2	38.1	52	M52x2	42	106.5	100.0	60	3.18

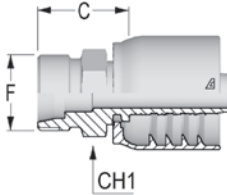
View Up To Date Info



◀ SCAN OR VISIT
KOA.link/S-FM9L

Because we continually examine ways to improve our products, we reserve the right to alter specifications or discontinue products without prior notice.

ALFAGOMMA® One-Piece AlfaCrimp Fittings – S Series



View Up To Date Info

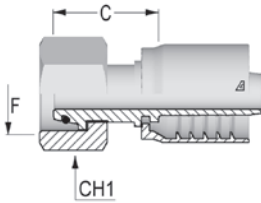


◀ SCAN OR VISIT
[KOA.link/
S-MMSH](https://KOA.link/S-MMSH)

METRIC MALE 24° SEAT DIN 3865 HEAVY

**Preliminary Data*

Part Number	Dash Size	Hose ID Size		F Thread		Tube OD (mm)	C Cut-Off Factor (mm)	Hex Dia. CH1 (mm)	Weight (lbs/each)
		(in)	(mm)	Dash Size	Size (in) - TPI				
S-1236-MMSH	12	3/4	19.0	36	M36x2.0	28	37.6	36.0	0.74
S-1642-MMSH	16	1	25.4	42	M42x2.0	30	51.0	50.0	1.19
S-2052-MMSH	20	1 1/4	31.8	52	M52x2.0	38	48.0	55.0	1.98



View Up To Date Info



◀ SCAN OR VISIT
[KOA.link/
S-FMOH](https://KOA.link/S-FMOH)

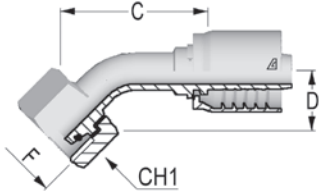
METRIC SWIVEL FEMALE O-RING 24° SEAT DIN 3865 HEAVY

**Preliminary Data*

Part Number	Dash Size	Hose ID Size		F Thread		Tube OD (mm)	C Cut-Off Factor (mm)	Hex Dia. CH1 (mm)	Weight (lbs/each)
		(in)	(mm)	Dash Size	Size (in) - TPI				
S-1230-FMOH	12	3/4	19.0	30	M30x2.0	Pending	37.4	36	0.83
S-1236-FMOH	12	3/4	19.0	36	M36x2.0	Pending	41.7	46	1.11
S-1636-FMOH	16	1	25.4	36	M36x2.0	Pending	46.6	46	1.49
S-1642-FMOH	16	1	25.4	42	M42x2.0	Pending	45.8	50	1.49
S-2052-FMOH	20	1 1/4	31.8	52	M52x2.0	Pending	50.0	60	2.31

Because we continually examine ways to improve our products, we reserve the right to alter specifications or discontinue products without prior notice.

One-Piece AlfaCrimp Fittings – S Series



45° METRIC SWIVEL FEMALE O-RING 24° SEAT DIN 3865 HEAVY

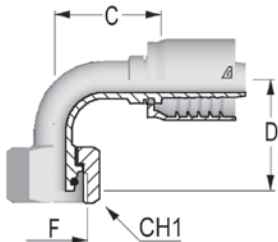
**Preliminary Data*

Part Number	Dash Size	Hose ID Size		F Thread		Tube OD (mm)	C Cut-Off Factor (mm)	D Drop (mm)	Hex Dia. CH1 (mm)	Weight (lbs/each)
		(in)	(mm)	Dash Size	Size (in) - TPI					
S-1236-FM4H	12	3/4	19.0	36	M36x2.0	Pending	71.0	33.0	46	1.23
S-1642-FM4H	16	1	25.4	42	M42x2.0	Pending	110.0	35.5	50	1.87
S-2052-FM4H	20	1 1/4	31.8	52	M52x2.0	Pending	111.0	45.0	60	2.75

View Up To Date Info



◀ SCAN OR VISIT
KOA.link/S-FM4H



90° METRIC SWIVEL FEMALE O-RING 24° SEAT DIN 3865 HEAVY

**Preliminary Data*

Part Number	Dash Size	Hose ID Size		F Thread		C Cut-Off Factor (mm)	T Thickness (mm)	D Drop (mm)	Hex Dia. CH1 (mm)	Weight (lbs/each)
		(in)	(mm)	Dash Size	Size (in) - TPI					
S-1236-FM9H	12	3/4	19.0	36	M36x2.0	Pending	51.0	59.5	46	1.28
S-1636-FM9H	16	1	25.4	36	M36x2.0	Pending	76.0	82.0	46	2.00
S-1642-FM9H	16	1	25.4	42	M42x2.0	Pending	85.0	70.0	50	1.94

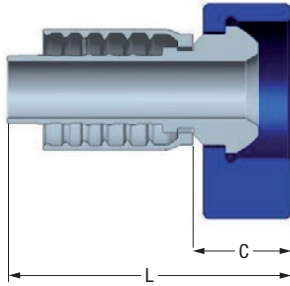
View Up To Date Info



◀ SCAN OR VISIT
KOA.link/S-FM9H

Because we continually examine ways to improve our products, we reserve the right to alter specifications or discontinue products without prior notice.

ALFAGOMMA® One-Piece AlfaCrimp Fittings – S Series



MALE HAMMER UNION FIG. 1502 INTEGRAL FITTING WITH LUG NUT (ONE PIECE NO-SKIVE)†

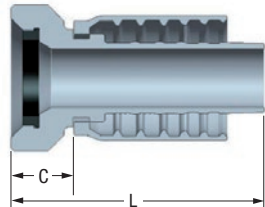
Part Number	Dash Size	Hose ID Size		C Cut-Off Factor (mm)	L Overall Length (mm)	Weight (lbs/each)
		(in)	(mm)			
S-3232-MHUN	32	2	50.8	65.2	153.2	16.17

† Use with Alfabiotech 4000, 5000 and Flexor Rig Hoses

View Up To Date Info



◀ SCAN OR VISIT
KOA.link/S-MHUN



FEMALE HAMMER UNION FIG. 1502 INTEGRAL FITTING WITH RUBBER RING (ONE PIECE NO-SKIVE)†

Part Number	Dash Size	Hose ID Size		C Cut-Off Factor (mm)	L Overall Length (mm)	Weight (lbs/each)
		(in)	(mm)			
S-3232-FHUN	32	2	50.8	61.7	149.7	6.44

† Use with Alfabiotech 4000, 5000 and Flexor Rig Hoses

View Up To Date Info





◀ SCAN OR VISIT
KOA.link/S-FHUN

Because we continually examine ways to improve our products, we reserve the right to alter specifications or discontinue products without prior notice.

ALFAGOMMA Two-Piece AlfaCrimp Fittings – Y Series

INTERLOCK FERRULES – SKIVE





	YS1.....	36
	YS2.....	36

Interlock Inserts – US End Configurations




NPTF

	NPTF Male 60° Seat Interlock.....	37
---	-----------------------------------	----

JIC

	JIC Male 37° Interlock.....	37
	JIC Swivel Female 37° Seat Interlock.....	38
	45° JIC Swivel Female 37° Seat Interlock.....	38
	90° JIC Swivel Female 37° Seat Interlock.....	38

ORFS

	ORFS Straight Female - Double Hex Interlock.....	39
	45° ORFS Female Interlock.....	39
	90° ORFS Female Interlock.....	39




SAE FLANGE CODE 61

	O-Ring Flange SAE J518 Code 61 Interlock.....	40
	45° O-Ring Flange SAE J518 Code 61 Interlock.....	40
	90° O-Ring Flange SAE J518 Code 61 Interlock.....	41

SAE FLANGE CODE 62

	O-Ring Flange SAE J518 Code 62 Interlock.....	41
	45° O-Ring Flange SAE J518 Code 62 Interlock.....	42
	90° O-Ring Flange SAE J518 Code 62 Interlock.....	42

CATERPILLAR FLANGE






	O-Ring SUPERCAT 6000 PSI Flange Interlock.....	43
	45° O-Ring SUPERCAT 6000 PSI Flange Interlock.....	43
	90° O-Ring SUPERCAT 6000 PSI Flange Interlock.....	44

Because we continually examine ways to improve our products, we reserve the right to alter specifications or discontinue products without prior notice.



ALFAGOMMA® Two-Piece AlfaCrimp Fittings – Y Series

Interlock Inserts – International End Configurations





BSP

	BSP Male Parallel 60° Seat Interlock.....	45
	BSP/JIS Male Tapered Interlock.....	45
	BSP/JIS Swivel Female 60° Cone Interlock.....	45
	45° BSP Swivel Female 60° Cone Interlock.....	46
	90° BSP Swivel Female 60° Cone Interlock.....	46

HAMMER UNIONS

	Male Hammer Union Fig. 1502 Integral Fitting with Lug Nut	44
	Female Hammer Union Fig. 1502 Integral Fitting with Rubber Ring	44

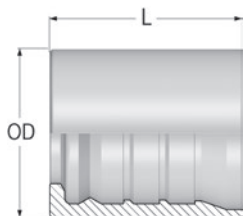
METRIC

	Metric Male 24° Seat Interlock – DIN 3861 Heavy.....	47
	Metric Female O-Ring Swivel Interlock – DIN 3865 Heavy.....	47
	45° Metric Female O-Ring Swivel Interlock – DIN 3865 Heavy.....	48
	90° Metric Female O-Ring Swivel Interlock – DIN 3865 Heavy.....	48

Because we continually examine ways to improve our products, we reserve the right to alter specifications or discontinue products without prior notice.

Two-Piece AlfaCrimp Fittings – Y Series

Interlock Skive Ferrules



View Up To Date Info

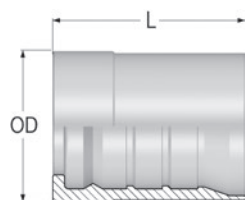


◀ SCAN OR VISIT
[KOA.link/
YS1](https://koya.link/YS1)

YS1 INTERLOCK SKIVE FERRULE

**Preliminary Data*

Part Number	Dash Size	Hose ID Size		OD (mm)	L Length (mm)	Weight (lbs/each)
		(in)	(mm)			
YS1-10	10	5/8	15.9	35.5	46.0	0.26
YS1-12	12	3/4	19.0	42.5	48.7	0.39
YS1-16	16	1	25.4	52.0	55.7	0.68
YS1-20	20	1 1/4	31.8	62.0	66.0	1.10
YS1-24	24	1 1/2	38.1	69.5	68.0	1.39
YS1-32	32	2	50.8	88.0	79.5	2.64
YS1-40	40	2 1/2	63.0	102.0	110.0	3.95



View Up To Date Info



◀ SCAN OR VISIT
[KOA.link/
YS2](https://koya.link/YS2)

YS2 INTERLOCK SKIVE FERRULE

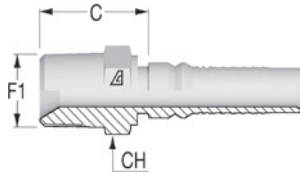
**Preliminary Data*

Part Number	Dash Size	Hose ID Size		OD (mm)	L Length (mm)	Weight (lbs/each)
		(in)	(mm)			
YS2-06	06	3/8	9.5	27.0	49.0	0.19
YS2-08	08	1/2	12.7	30.0	52.5	0.25
YS2-10	10	5/8	15.9	34.0	57.5	0.30
YS2-12	12	3/4	19.0	38.0	48.7	0.27
YS2-16	16	1	25.4	46.0	55.7	0.49
YS2-20	20	1 1/4	31.8	55.0	66.0	0.80
YS2-24	24	1 1/2	38.1	62.0	68.0	0.97
YS2-32	32	2	50.8	78.0	79.5	1.71

Because we continually examine ways to improve our products, we reserve the right to alter specifications or discontinue products without prior notice.

ALFAGOMMA® Two-Piece AlfaCrimp Fittings – Y Series

Interlock Inserts –  US End Configurations



NPTF MALE 60° SEAT INTERLOCK

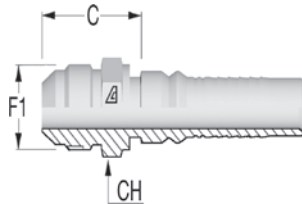
**Preliminary Data*

Part Number	Dash Size	Hose ID Size		F Thread		C Cut-Off Factor (mm)	Hex Dia. CH1 (mm)	Weight (lbs/each)
		(in)	(mm)	Dash Size	Size (in) - TPI			
Y-0606-MNPT	06	3/8	9.5	06	3/8-19	26.0	19	0.17
Y-0808-MNPT	08	1/2	12.7	08	1/2-14	32.0	22	0.20
Y-1212-MNPT	12	3/4	19.0	12	3/4-14	32.0	27	0.32
Y-1616-MNPT	16	1	25.4	16	1-11 1/2	42.0	36	0.63
Y-2020-MNPT	20	1 1/4	31.8	20	1 1/4-11 1/2	46.2	46	1.07
Y-2424-MNPT	24	1 1/2	38.1	24	1 1/2-11 1/2	48.0	50	1.44
Y-3232-MNPT	32	2	50.8	32	2-11 /12	51.0	65	2.43

View Up To Date Info



SCAN OR VISIT
KOA.link/Y-MNPT



JIC MALE 37° INTERLOCK

**Preliminary Data*

Part Number	Dash Size	Hose ID Size		F Thread		C Cut-Off Factor (mm)	Hex Dia. CH1 (mm)	Weight (lbs/each)
		(in)	(mm)	Dash Size	Size (in) - TPI			
Y-0808-MJIC	08	1/2	12.7	08	3/4-16	28.0	19	0.34
Y-1212-MJIC	12	3/4	19.0	12	1 1/16-12	37.0	32	0.40
Y-1616-MJIC	16	1	25.4	16	1 5/16-12	41.0	36	0.63
Y-2020-MJIC	20	1 1/4	31.8	20	1 5/8-12	45.7	46	1.06
Y-2424-MJIC	24	1 1/2	38.1	24	1 7/8-12	50.0	50	1.42
Y-3232-MJIC	32	2	50.8	32	2 1/2-12	58.9	65	1.76

View Up To Date Info

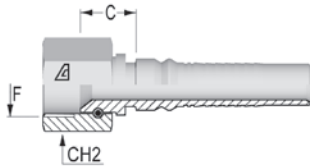


SCAN OR VISIT
KOA.link/Y-MJIC

Because we continually examine ways to improve our products, we reserve the right to alter specifications or discontinue products without prior notice.

Two-Piece AlfaCrimp Fittings – Y Series

Interlock Inserts –  US End Configurations



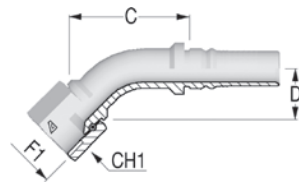
View Up To Date Info



◀ SCAN OR VISIT
[KOA.link/
Y-FJSH](https://KOA.link/Y-FJSH)

JIC SWIVEL FEMALE 37° SEAT INTERLOCK

Part Number	Dash Size	Hose ID Size		F Thread		C Cut-Off Factor (mm)	Hex Dia. CH2 (mm)	Weight (lbs/each)
		(in)	(mm)	Dash Size	Size (in) - TPI			
Y-1212-FJSH	12	3/4	19.0	12	1 1/16-12	18.7	32	0.38
Y-1616-FJSH	16	1	25.4	16	1 5/16-12	22.5	38	0.60
Y-2020-FJSH	20	1 1/4	31.8	20	1 5/8-12	25.7	50	1.13
Y-2424-FJSH	24	1 1/2	38.1	24	1 7/8-12	29.0	55	1.57
Y-3232-FJSH	32	2	50.8	32	2 1/2-12	34.0	70	1.67



View Up To Date Info

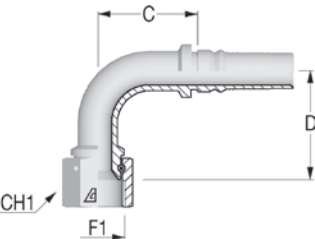


◀ SCAN OR VISIT
[KOA.link/
Y-FJ45](https://KOA.link/Y-FJ45)

45° JIC SWIVEL FEMALE 37° SEAT INTERLOCK

**Preliminary Data*

Part Number	Dash Size	Hose ID Size		F Thread		C Cut-Off Factor (mm)	D Drop (mm)	Hex Dia. CH1 (mm)	Weight (lbs/each)
		(in)	(mm)	Dash Size	Size (in) - TPI				
Y-1212-FJ45	12	3/4	19.0	12	1 1/16-12	66	27.5	32	0.65
Y-1616-FJ45	16	1	25.4	16	1 5/16-12	80	31.0	38	1.01
Y-2020-FJ45	20	1 1/4	31.8	20	1 5/8-12	93	37.0	50	1.69
Y-2424-FJ45	24	1 1/2	38.1	24	1 7/8-12	121	40.5	55	2.63
Y-3232-FJ45	32	2	50.8	32	2 1/2-12	148	51.5	70	4.96



View Up To Date Info



◀ SCAN OR VISIT
[KOA.link/
Y-FJ9M](https://KOA.link/Y-FJ9M)

90° JIC SWIVEL FEMALE 37° SEAT INTERLOCK

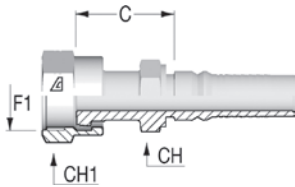
**Preliminary Data*

Part Number	Dash Size	Hose ID Size		F Thread		C Cut-Off Factor (mm)	D Drop (mm)	Hex Dia. CH1 (mm)	Weight (lbs/each)
		(in)	(mm)	Dash Size	Size (in) - TPI				
Y-1212-FJ9M	12	3/4	19.0	12	1 1/16-12	45.0	57.0	32	0.66
Y-1616-FJ9M	16	1	25.4	16	1 5/16-12	71.0	67.0	38	1.16
Y-2020-FJ9M	20	1 1/4	31.8	20	1 5/8-12	79.2	78.0	50	1.86
Y-2424-FJ9M	24	1 1/2	38.1	24	1 7/8-12	94.5	92.0	55	2.84
Y-3232-FJ9M	32	2	50.8	32	2 1/2-12	146.0	120.5	70	5.51

Because we continually examine ways to improve our products, we reserve the right to alter specifications or discontinue products without prior notice.

ALFAGOMMA® Two-Piece AlfaCrimp Fittings – Y Series

Interlock Inserts –  US End Configurations



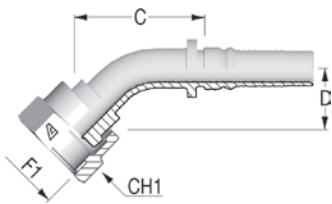
View Up To Date Info



◀ SCAN OR VISIT
[KOA.link/
Y-FOFS](https://KOA.link/Y-FOFS)

ORFS STRAIGHT FEMALE – DOUBLE HEX INTERLOCK

Part Number	Dash Size	Hose ID Size		F Thread		C Cut-Off Factor (mm)	Hex Dia. CH (mm)	Hex Dia. CH1 (mm)	Weight (lbs/each)
		(in)	(mm)	Dash Size	Size (in) - TPI				
Y-1212-FOFS	12	3/4	19.0	12	1 3/16-12	40.0	30	36	0.58
Y-1616-FOFS	16	1	25.4	16	1 7/16-12	47.0	36	41	0.90
Y-2020-FOFS	20	1 1/4	31.8	20	1 11/16-12	47.2	46	50	1.36
Y-2424-FOFS	24	1 1/2	38.1	24	2-12	52.0	50	60	2.03



View Up To Date Info

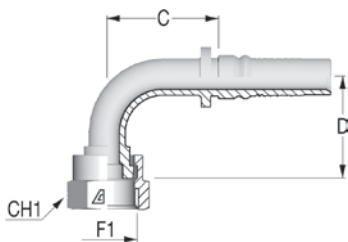


◀ SCAN OR VISIT
[KOA.link/
Y-FO45](https://KOA.link/Y-FO45)

45° ORFS FEMALE INTERLOCK

**Preliminary Data*

Part Number	Dash Size	Hose ID Size		F Thread		C Cut-Off Factor (mm)	D Drop (mm)	Hex Dia. CH1 (mm)	Weight (lbs/each)
		(in)	(mm)	Dash Size	Size (in) - TPI				
Y-1212-FO45	12	3/4	19.0	12	1 3/16-12	78.0	26.0	36	0.74
Y-1616-FO45	16	1	25.4	16	1 7/16-12	114.0	28.0	41	1.18
Y-2020-FO45	20	1 1/4	31.8	20	1 11/16-12	100.7	33.0	50	1.64
Y-2424-FO45	24	1 1/2	38.1	24	2-12	107.0	36.5	60	2.27



View Up To Date Info



◀ SCAN OR VISIT
[KOA.link/
Y-FO9M](https://KOA.link/Y-FO9M)

90° ORFS FEMALE INTERLOCK

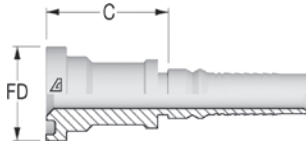
**Preliminary Data*

Part Number	Dash Size	Hose ID Size		F Thread		C Cut-Off Factor (mm)	D Drop (mm)	Hex Dia. CH1 (mm)	Weight (lbs/each)
		(in)	(mm)	Dash Size	Size (in) - TPI				
Y-1212-FO9M	12	3/4	19.0	12	1 3/16-12	64.2	58	36	0.84
Y-1616-FO9M	16	1	25.4	16	1 7/16-12	75.2	66	41	1.18
Y-2020-FO9M	20	1 1/4	31.8	20	1 11/16-12	91.7	81	50	1.89
Y-2424-FO9M	24	1 1/2	38.1	24	2-12	99.0	84	60	2.55

Because we continually examine ways to improve our products, we reserve the right to alter specifications or discontinue products without prior notice.

ALFAGOMMA® Two-Piece AlfaCrimp Fittings – Y Series

Interlock Inserts –  US End Configurations



View Up To Date Info



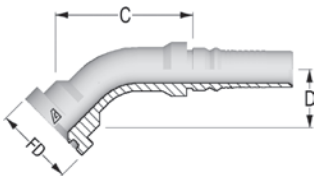
◀ SCAN OR VISIT

[KOA.link/
Y-C61S](https://KOA.link/Y-C61S)

O-RING FLANGE SAE J518 CODE 61 INTERLOCK

**Preliminary Data*

Part Number	Dash Size	Hose ID Size		Q Flange		C Cut-Off Factor (mm)	Max Working Pressure (psi)	Weight (lbs/each)
		(in)	(mm)	(in)	(mm)			
Y-0808-C61S	08	1/2	12.7	1.19	30.2	39.0	5000	0.32
Y-1212-C61S	12	3/4	19.0	1.50	38.1	40.0	5000	0.50
Y-1616-C61S	16	1	25.4	1.75	44.5	49.0	5000	0.78
Y-2020-C61S	20	1 1/4	31.8	2.00	50.8	52.7	4000	1.09
Y-2424-C61S	24	1 1/2	38.1	2.38	60.3	56.0	3000	1.42
Y-3232-C61S	32	2	50.8	2.81	71.4	69.0	3000	2.62



View Up To Date Info



◀ SCAN OR VISIT

[KOA.link/
Y-C614](https://KOA.link/Y-C614)

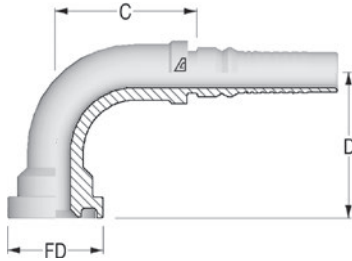
45° O-RING FLANGE SAE J518 CODE 61 INTERLOCK

**Preliminary Data*

Part Number	Dash Size	Hose ID Size		Q Flange		C Cut-Off Factor (mm)	D Drop (mm)	Max Working Pressure (psi)	Weight (lbs/each)
		(in)	(mm)	(in)	(mm)				
Y-0808-C614	08	1/2	12.7	1.19	30.2	51.0	22.0	5000	0.39
Y-1212-C614	12	3/4	19.0	1.50	38.1	68.0	25.0	5000	0.62
Y-1616-C614	16	1	25.4	1.75	44.5	82.5	29.0	5000	0.83
Y-2020-C614	20	1 1/4	31.8	2.00	50.8	100.9	32.5	4000	1.58
Y-2424-C614	24	1 1/2	38.1	2.38	60.3	103.7	43.0	3000	1.98
Y-3232-C614	32	2	50.8	2.81	71.4	138.1	54.0	3000	3.82

Because we continually examine ways to improve our products, we reserve the right to alter specifications or discontinue products without prior notice.

ALFAGOMMA® Two-Piece AlfaCrimp Fittings – Y Series



View Up To Date Info

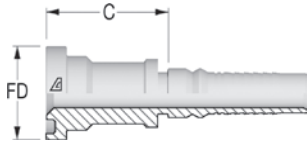


◀ SCAN OR VISIT
[KOA.link/
Y-C619](https://KOA.link/Y-C619)

90° O-RING FLANGE SAE J518 CODE 61 INTERLOCK

**Preliminary Data*

Part Number	Dash Size	Hose ID Size		Q Flange		C Cut-Off Factor (mm)	D Drop (mm)	Max Working Pressure (psi)	Weight (lbs/each)
		(in)	(mm)	(in)	(mm)				
Y-1212-C619	12	3/4	19.0	1.50	38.1	58.0	55	5000	0.74
Y-1616-C619	16	1	25.4	1.75	44.5	72.2	64	5000	1.06
Y-2020-C619	20	1 1/4	31.8	2.00	50.8	86.2	81	4000	1.61
Y-2424-C619	24	1 1/2	38.1	2.38	60.3	96.0	93	3000	2.35
Y-3232-C619	32	2	50.8	2.81	71.4	134.4	130	3000	4.72



View Up To Date Info



◀ SCAN OR VISIT
[KOA.link/
Y-C62S](https://KOA.link/Y-C62S)

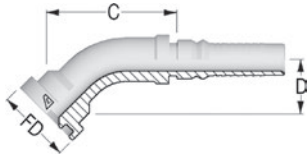
O-RING FLANGE SAE J518 CODE 62 INTERLOCK

Part Number	Dash Size	Hose ID Size		Q Flange		C Cut-Off Factor (mm)	Max Working Pressure (psi)	Weight (lbs/each)
		(in)	(mm)	(in)	(mm)			
Y-1212-C62S	12	3/4	19.0	1.63	41.3	50.0	6000	0.59
Y-1616-C62S	16	1	25.4	1.88	47.6	54.0	6000	0.91
Y-2020-C62S	20	1 1/4	31.8	2.13	54.0	62.2	6000	1.33
Y-2424-C62S	24	1 1/2	38.1	2.50	63.5	68.5	6000	2.01
Y-3232-C62S	32	2	50.8	3.13	79.4	87.0	6000	3.60

Because we continually examine ways to improve our products, we reserve the right to alter specifications or discontinue products without prior notice.

ALFAGOMMA® Two-Piece AlfaCrimp Fittings – Y Series

Interlock Inserts –  US End Configurations



View Up To Date Info

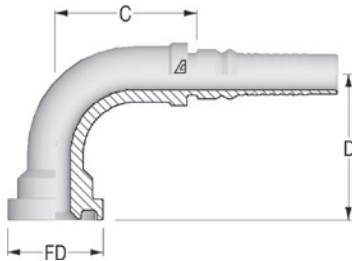


◀ SCAN OR VISIT
[KOA.link/
Y-C624](https://KOA.link/Y-C624)

45° O-RING FLANGE SAE J518 CODE 62 INTERLOCK

**Preliminary Data*

Part Number	Dash Size	Hose ID Size		Q Flange		C Cut-Off Factor (mm)	D Drop (mm)	Max Working Pressure (psi)	Weight (lbs/each)
		(in)	(mm)	(in)	(mm)				
Y-1212-C624	12	3/4	19.0	1.63	41.3	72.1	30.0	6000	0.74
Y-1616-C624	16	1	25.4	1.88	47.6	94.8	35.0	6000	1.12
Y-2020-C624	20	1 1/4	31.8	2.13	54.0	102.0	39.5	6000	2.08
Y-2424-C624	24	1 1/2	38.1	2.50	63.5	136.3	48.0	6000	2.67
Y-3232-C624	32	2	50.8	3.13	79.4	160.6	63.0	6000	5.14



View Up To Date Info



◀ SCAN OR VISIT
[KOA.link/
Y-C629](https://KOA.link/Y-C629)

90° O-RING FLANGE SAE J518 CODE 62 INTERLOCK

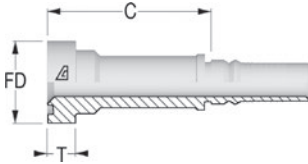
**Preliminary Data*

Part Number	Dash Size	Hose ID Size		Q Flange		C Cut-Off Factor (mm)	D Drop (mm)	Max Working Pressure (psi)	Weight (lbs/each)
		(in)	(mm)	(in)	(mm)				
Y-1212-C629	12	3/4	19.0	1.63	41.3	61.2	64.0	6000	0.80
Y-1616-C629	16	1	25.4	1.88	47.6	70.4	74.0	6000	1.54
Y-2020-C629	20	1 1/4	31.8	2.13	54.0	88.2	91.0	6000	2.47
Y-2424-C629	24	1 1/2	38.1	2.50	63.5	106.3	109.0	6000	2.69
Y-3232-C629	32	2	50.8	3.13	79.4	149.0	138.5	6000	6.17

Because we continually examine ways to improve our products, we reserve the right to alter specifications or discontinue products without prior notice.

ALFAGOMMA® Two-Piece AlfaCrimp Fittings – Y Series

Interlock Inserts –  US End Configurations



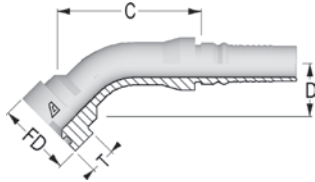
O-RING SUPERCAT 6000 PSI FLANGE INTERLOCK

Part Number	Dash Size	Hose ID Size		Q Flange		C Cut-Off Factor (mm)	T (mm)	Weight (lbs/each)
		(in)	(mm)	(in)	(mm)			
Y-1212-CFLS	12	3/4	19.0	1.63	41.3	82.0	14.3	0.88
Y-1616-CFLS	16	1	25.4	1.88	47.6	90.0	14.3	1.31
Y-2020-CFLS	20	1 1/4	31.8	2.13	54.0	86.2	14.3	1.67

View Up To Date Info



◀ SCAN OR VISIT
[KOA.link/
Y-CFLS](https://KOA.link/Y-CFLS)



45° O-RING SUPERCAT 6000 PSI FLANGE INTERLOCK

Part Number	Dash Size	Hose ID Size		Q Flange		C Cut-Off Factor (mm)	D Drop (mm)	T (mm)	Weight (lbs/each)
		(in)	(mm)	(in)	(mm)				
Y-1616-CFL4	16	1	25.4	1.88	47.6	93.9	40	14.3	1.37
Y-2020-CFL4	20	1 1/4	31.8	2.13	54.0	103.6	43	14.3	1.75

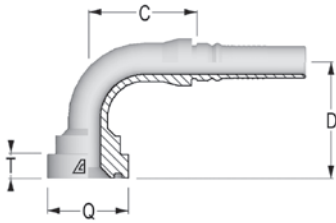
View Up To Date Info



◀ SCAN OR VISIT
[KOA.link/
Y-CFL4](https://KOA.link/Y-CFL4)

Because we continually examine ways to improve our products, we reserve the right to alter specifications or discontinue products without prior notice.

ALFAGOMMA® Two-Piece AlfaCrimp Fittings – Y Series



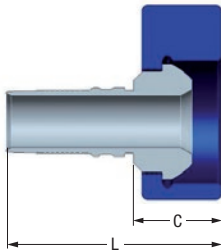
90° O-RING SUPERCAT 6000 PSI FLANGE INTERLOCK

Part Number	Dash Size	Hose ID Size		Q Flange		C Cut-Off Factor (mm)	D Drop (mm)	T (mm)	Weight (lbs/each)
		(in)	(mm)	(in)	(mm)				
Y-1212-CFL9	12	3/4	19.0	1.63	41.3	63.7	67	14.3	0.95
Y-1616-CFL9	16	1	25.4	1.88	47.6	80.4	79	14.3	1.60
Y-2020-CFL9	20	1 1/4	31.8	2.13	54.0	89.2	93	14.3	2.01

View Up To Date Info



◀ SCAN OR VISIT
[KOA.link/
Y-CFL9](https://KOA.link/Y-CFL9)



MALE HAMMER UNION FIG. 1502 INTEGRAL FITTING WITH LUG NUT

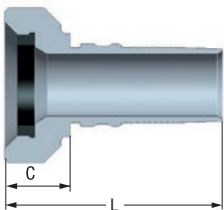
– Use with Alfabiotech 5000 and Flexor Rig hoses

Part Number	Dash Size	Hose ID Size		C Cut-Off Factor (mm)	L Overall Length (mm)	Weight (lbs/each)
		(in)	(mm)			
Y-3232-MHUN	32	2	50.8	71.0	152	13.43

View Up To Date Info



◀ SCAN OR VISIT
[KOA.link/
Y-MHUN](https://KOA.link/Y-MHUN)



FEMALE HAMMER UNION FIG. 1502 INTEGRAL FITTING WITH RUBBER RING

– Use with Alfabiotech 5000 and Flexor Rig hoses

Part Number	Dash Size	Hose ID Size		C Cut-Off Factor (mm)	L Overall Length (mm)	Weight (lbs/each)
		(in)	(mm)			
Y-3232-FHUN	32	2	50.8	67.5	148.5	4.75

View Up To Date Info

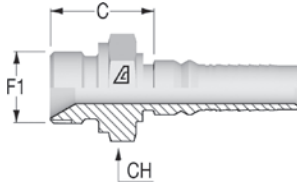


◀ SCAN OR VISIT
[KOA.link/
Y-FHUN](https://KOA.link/Y-FHUN)

Because we continually examine ways to improve our products, we reserve the right to alter specifications or discontinue products without prior notice.

ALFAGOMMA® Two-Piece AlfaCrimp Fittings – Y Series

Interlock Inserts – International End Configurations



View Up To Date Info

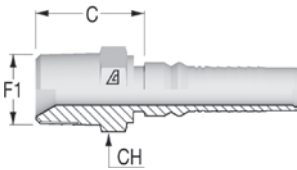


◀ SCAN OR VISIT
[KOA.link/
Y-MBPP](http://KOA.link/Y-MBPP)

BSP MALE PARALLEL 60° SEAT INTERLOCK

**Preliminary Data*

Part Number	Dash Size	Hose ID Size		F Thread		C Cut-Off Factor (mm)	Hex Dia. CH1 (mm)	Weight (lbs/each)
		(in)	(mm)	Dash Size	Size (in) - TPI			
Y-1212-MBPP	12	3/4	19.0	12	3/4-14	34.0	32	0.38
Y-1616-MBPP	16	1	25.4	16	1-11	40.0	41	0.70
Y-2020-MBPP	20	1 1/4	31.8	20	1 1/4-11	45.2	50	1.15
Y-2424-MBPP	24	1 1/2	38.1	24	1 1/2-11	48.5	55	1.56
Y-3232-MBPP	32	2	50.8	32	2-11	52.5	70	2.55



View Up To Date Info

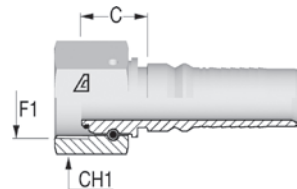


◀ SCAN OR VISIT
[KOA.link/
Y-MBPT](http://KOA.link/Y-MBPT)

BSP/JIS MALE TAPERED INTERLOCK

**Preliminary Data*

Part Number	Dash Size	Hose ID Size		F Thread		C Cut-Off Factor (mm)	Hex Dia. CH1 (mm)	Weight (lbs/each)
		(in)	(mm)	Dash Size	Size (in) - TPI			
Y-1212-MBPT	12	3/4	19.0	12	3/4-14	32.0	27	0.34
Y-1616-MBPT	16	1	25.4	16	1-11	41.0	36	0.71
Y-2020-MBPT	20	1 1/4	31.8	20	1 1/4-11	46.2	46	1.28
Y-2424-MBPT	24	1 1/2	38.1	24	1 1/2-11	48.0	50	1.77
Y-3232-MBPT	32	2	50.8	32	2-11	53.2	65	2.77



View Up To Date Info



◀ SCAN OR VISIT
[KOA.link/
Y-FBPO](http://KOA.link/Y-FBPO)

BSP/JIS SWIVEL FEMALE 60° CONE INTERLOCK

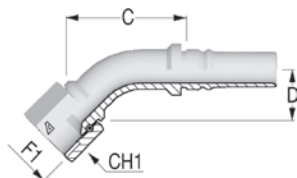
**Preliminary Data*

Part Number	Dash Size	Hose ID Size		F Thread		C Cut-Off Factor (mm)	Hex Dia. CH1 (mm)	Weight (lbs/each)
		(in)	(mm)	Dash Size	Size (in) - TPI			
Y-0808-FBPO	08	1/2	12.7	08	1/2-14	22.5	27	0.32
Y-1212-FBPO	12	3/4	19.0	12	3/4-14	22.5	32	0.40
Y-1616-FBPO	16	1	25.4	16	1-11	25.5	38	0.64
Y-2020-FBPO	20	1 1/4	31.8	20	1 1/4-11	30.2	50	1.18
Y-2424-FBPO	24	1 1/2	38.1	24	1 1/2-11	33.5	55	1.64
Y-3232-FBPO	32	2	50.8	32	2-11	33.0	70	2.71

Because we continually examine ways to improve our products, we reserve the right to alter specifications or discontinue products without prior notice.

Two-Piece AlfaCrimp Fittings – Y Series

Interlock Inserts –  International End Configurations



View Up To Date Info

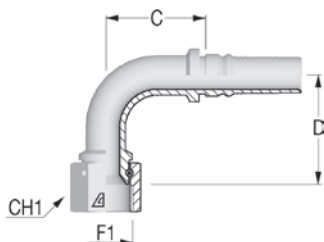


◀ SCAN OR VISIT
[KOA.link/
Y-FB04](https://KOA.link/Y-FB04)

45° BSP SWIVEL FEMALE 60° CONE INTERLOCK

**Preliminary Data*

Part Number	Dash Size	Hose ID Size		F Thread		C Cut-Off Factor (mm)	D Drop (mm)	Hex Dia. CH1 (mm)	Weight (lbs/each)
		(in)	(mm)	Dash Size	Size (in) - TPI				
Y-1212-FB04	12	3/4	19.0	12	3/4-14	72	30	32	0.65
Y-1616-FB04	16	1	25.4	16	1-11	81	34	38	1.02
Y-2020-FB04	20	1 1/4	31.8	20	1 1/4-11	97	40	50	1.75
Y-2424-FB04	24	1 1/2	38.1	24	1 1/2-11	113	46	55	2.65
Y-3232-FB04	32	2	50.8	32	2-11	143	60	70	4.87



View Up To Date Info



◀ SCAN OR VISIT
[KOA.link/
Y-FB09](https://KOA.link/Y-FB09)

90° BSP SWIVEL FEMALE 60° CONE INTERLOCK

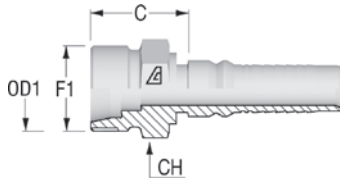
**Preliminary Data*

Part Number	Dash Size	Hose ID Size		F Thread		C Cut-Off Factor (mm)	D Drop (mm)	Hex Dia. CH1 (mm)	Weight (lbs/each)
		(in)	(mm)	Dash Size	Size (in) - TPI				
Y-1212-FB09	12	3/4	19.0	12	3/4-14	58	61	32	0.74
Y-1616-FB09	16	1	25.4	16	1-11	75	71	38	1.19
Y-2020-FB09	20	1 1/4	31.8	20	1 1/4-11	79	83	50	1.91
Y-2424-FB09	24	1 1/2	38.1	24	1 1/2-11	93	96	55	2.95
Y-3232-FB09	32	2	50.8	32	2-11	144	125	70	5.62

Because we continually examine ways to improve our products, we reserve the right to alter specifications or discontinue products without prior notice.

ALFAGOMMA® Two-Piece AlfaCrimp Fittings – Y Series

Interlock Inserts – International End Configurations



View Up To Date Info

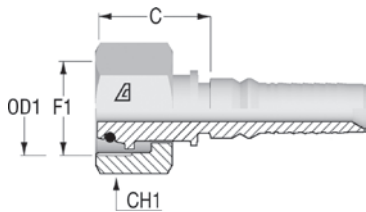


← SCAN OR VISIT
[KOA.link/
Y-MMSH](https://KOA.link/Y-MMSH)

METRIC MALE 24° SEAT INTERLOCK – DIN 3861 HEAVY

**Preliminary Data*

Part Number	Dash Size	Hose ID Size (in)	Hose ID Size (mm)	F Thread Size (mm) x TP (mm)	Tube OD (mm)	C Cut-Off Factor (mm)	Hex Dia. CH1 (mm)	Weight (lbs/each)
Y-0824-MMSH	08	1/2	12.7	M24x 1.5	16	27.0	24	0.21
Y-1030-MMSH	10	5/8	25.9	M30x 2	20	31.0	32	0.35
Y-1236-MMSH	12	3/4	19.0	M36x 2	25	35.0	36	0.49
Y-1642-MMSH	16	1	25.4	M42x 2	30	40.0	46	0.85
Y-2052-MMSH	20	1 1/4	31.8	M52x 2	38	45.2	55	1.37



View Up To Date Info



← SCAN OR VISIT
[KOA.link/
Y-FMOH](https://KOA.link/Y-FMOH)

METRIC FEMALE O-RING SWIVEL INTERLOCK – DIN 3865 HEAVY

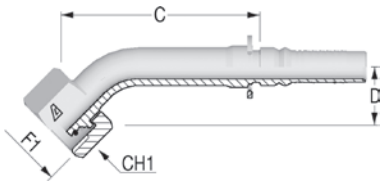
**Preliminary Data*

Part Number	Dash Size	Hose ID Size (in)	Hose ID Size (mm)	F Thread Size (mm) x TP (mm)	Tube OD (mm)	C Cut-Off Factor (mm)	Hex Dia. CH1 (mm)	Weight (lbs/each)
Y-0824-FMOH	08	1/2	12.7	M24x 1.5	16	29.8	30	0.31
Y-1030-FMOH	10	5/8	25.9	M30x 2	20	34.4	36	0.51
Y-1230-FMOH	12	3/4	19.0	M30x 2	20	37.5	36	0.6
Y-1236-FMOH	12	3/4	19.0	M36x 2	25	37.6	46	0.84
Y-1636-FMOH	16	1	25.4	M36x 2	25	38.8	46	1.03
Y-1642-FMOH	16	1	25.4	M42x 2	30	40.7	50	1.08
Y-2042-FMOH	20	1 1/4	31.8	M42x 2	30	32.2	50	1.39
Y-2052-FMOH	20	1 1/4	31.8	M52x 2	38	45.3	60	1.72
Y-2452-FMOH	24	1 1/2	38.1	M52x 2	38	50.8	60	2.26

Because we continually examine ways to improve our products, we reserve the right to alter specifications or discontinue products without prior notice.

ALFAGOMMA® Two-Piece AlfaCrimp Fittings – Y Series

Interlock Inserts –  International End Configurations



45° METRIC FEMALE O-RING SWIVEL – DIN 3865 HEAVY

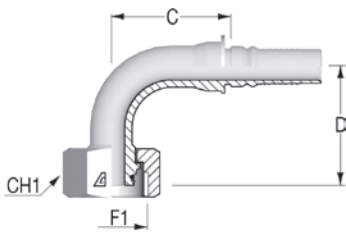
**Preliminary Data*

Part Number	Dash Size	Hose ID Size (in) (mm)	F Thread Size (mm) x TP (mm)	Tube OD (mm)	C Cut-Off Factor (mm)	D Drop (mm)	Hex Dia. CH1 (mm)	Weight (lbs/each)
Y-0824-FM4H	08	1/2 12.7	M24x 1.5	16	59.0	29.0	30	0.46
Y-1030-FM4H	10	5/8 25.9	M30x 2	20	59.0	31.5	36	0.58
Y-1230-FM4H	12	3/4 19.0	M30x 2	20	74.0	33.0	36	0.79
Y-1236-FM4H	12	3/4 19.0	M36x 2	25	78.1	36.0	46	1.07
Y-1636-FM4H	16	1 25.4	M36x 2	25	86.5	37.5	46	1.36
Y-1642-FM4H	16	1 25.4	M42x 2	30	96.8	38.0	50	1.59
Y-2052-FM4H	20	1 1/4 31.8	M52x 2	38	113.0	48.0	60	2.59
Y-2452-FM4H	24	1 1/2 38.1	M52x 2	38	111.0	44.0	60	2.82

View Up To Date Info



◀ SCAN OR VISIT
[KOA.link/
Y-FM4H](https://KOA.link/Y-FM4H)



90° METRIC FEMALE O-RING SWIVEL – DIN 3865 HEAVY

**Preliminary Data*

Part Number	Dash Size	Hose ID Size (in) (mm)	F Thread Size (mm) x TP (mm)	Tube OD (mm)	C Cut-Off Factor (mm)	D Drop (mm)	Hex Dia. CH1 (mm)	Weight (lbs/each)
Y-0824-FM9H	08	1/2 12.7	M24x 1.5	16	55.0	50.0	30	0.43
Y-1030-FM9H	10	5/8 25.9	M30x 2	20	48.0	55.0	36	0.64
Y-1230-FM9H	12	3/4 19.0	M30x 2	20	61.0	67.5	36	0.92
Y-1236-FM9H	12	3/4 19.0	M36x 2	25	61.7	65.0	46	1.17
Y-1636-FM9H	16	1 25.4	M36x 2	25	76.5	82.0	46	1.56
Y-1642-FM9H	16	1 25.4	M42x 2	30	86.4	79.0	50	1.62
Y-2052-FM9H	20	1 1/4 31.8	M52x 2	38	90.9	101.0	60	2.97
Y-2452-FM9H	24	1 1/2 38.1	M52x 2	38	100.5	102.0	60	3.15

View Up To Date Info



◀ SCAN OR VISIT
[KOA.link/
Y-FM9H](https://KOA.link/Y-FM9H)

Because we continually examine ways to improve our products, we reserve the right to alter specifications or discontinue products without prior notice.

CAUTIONARY STATEMENT

All Products sold and distributed by Kuriyama of America, Inc. are commodities and are sold based on their ability to perform within each product's published specifications. The Products are not sold for particular purposes, uses or applications. Purchasers and users are solely responsible for determining whether the Products are suitable for the purchaser's or user's intended purposes, uses or applications. Purchasers and users shall conduct their own engineering studies or tests, or retain qualified engineers, consultants or testing laboratories before determining the proper use, suitability or propriety of the Products. Alfagomma and Piranha Hose hoses and fittings are designed, engineered and tested to be used together in an assembly. Alfagomma and Piranha Hose do not recommend or authorize the use of their hoses or fittings with another manufacturer's hoses or fittings, as doing so may result in unreliable or unsafe assemblies.

Purchasers and users should follow all instructions contained in the catalogs, brochures, technical bulletins and other documents of Kuriyama of America, Alfagomma and Piranha Hose. Kuriyama of America, Alfagomma and Piranha Hose recommend only those hose and coupling combinations specified in the applicable Hydraulic Products Catalogs. The Products, including but not limited to, hose, tubing or couplings, may fail due to the use or conveyance of substances at elevated or lowered temperatures or at excessive pressure, the conveyance of abrasive, injurious, flammable, explosive or damaging substances.

Hose or tubing used in bent configurations will be subjected to increased abrasion. Hose clamps or couplings may loosen after initial installation, and all sections of hose and tubing – including connections, couplings, clamps, conductivity and bonding – should be inspected frequently, regularly and consistently, and should be replaced, adjusted or re-tightened to avoid leakage, prevent injuries or damage, and for general safety purposes.

Purchasers or users of the Products should frequently and consistently undertake inspections and protective measures with respect to the use and application of Products, which should include the examination of tube and cover, conditions of the hose or tubing, and the identification, repair or replacement of sections showing cracking, blistering, separations, internal and external abrasions, leaking or slipped couplings or connections and make proper proof tests.

Kuriyama of America, Alfagomma and Piranha Hose shall not be liable or responsible for hose assemblies that have not been produced in conformance with their assembly recommendations and current crimp data charts.

LIMITED WARRANTY AND LIMITATION OF LIABILITY

The Products sold or distributed by Kuriyama of America are warranted to its customers to be free from defects in material and workmanship at the time of shipment by us, subject to the following provisions. ALL WARRANTY CLAIMS SHALL BE MADE WITHIN SIX (6) MONTHS AFTER KURIYAMA OF AMERICA SHIPPED THE PRODUCTS. KURIYAMA OF AMERICA'S LIABILITY HEREUNDER IS LIMITED, AT KURIYAMA OF AMERICA'S EXCLUSIVE DISCRETION, TO 1) REFUND OF THE PURCHASE PRICE PAID TO IT FOR DEFECTIVE PRODUCTS; OR 2) REPLACEMENT OF ANY DEFECTIVE PRODUCT OR PART UPON ITS AUTHORIZED RETURN TO KURIYAMA OF AMERICA.

THIS LIMITED WARRANTY IS IN LIEU OF AND EXCLUDES ALL OTHER WARRANTIES, EXPRESSED, IMPLIED, STATUTORY, OR OTHERWISE CREATED UNDER APPLICABLE LAW INCLUDING, BUT NOT LIMITED TO, ANY WARRANTY OF MERCHANTABILITY AND ANY WARRANTY OF FITNESS FOR A PARTICULAR PURPOSE. IN NO EVENT SHALL KURIYAMA OF AMERICA, ALFAGOMMA OR PIRANHA HOSE BE LIABLE FOR SPECIAL, INCIDENTAL, OR CONSEQUENTIAL DAMAGES, INCLUDING LOSS OF PROFITS, WHETHER OR NOT CAUSED BY OR RESULTING FROM THE NEGLIGENCE OF KURIYAMA OF AMERICA, ALFAGOMMA OR PIRANHA HOSE.

IN ADDITION, THIS WARRANTY SHALL NOT APPLY TO ANY PRODUCTS OR PORTIONS THEREOF WHICH HAVE BEEN SUBJECTED TO ABUSE, MISUSE, IMPROPER INSTALLATION, MAINTENANCE, OR OPERATION, ELECTRICAL FAILURE OR ABNORMAL CONDITIONS, AND TO PRODUCTS WHICH HAVE BEEN TAMPERED WITH, ALTERED, MODIFIED, REPAIRED, REWORKED BY ANYONE NOT APPROVED BY SELLER, OR USED IN ANY MANNER INCONSISTENT WITH THE PROVISIONS OF THE "CAUTIONARY STATEMENT" ABOVE OR ANY INSTRUCTIONS, MATERIALS OR SPECIFICATIONS PROVIDED WITH OR FOR THE PRODUCT.

Because we continually examine ways to improve our products, we reserve the right to alter specifications or discontinue products without prior notice.



Kuriyama of America – Huntley



Kuriyama of America – Houston



Kuriyama of America – Reno



Fortney Sales Co.



Eastern Rubber & Plastics Co.



Kuriyama De México

Distributed by:



CORPORATE OFFICE

150 N Martingale Road, Suite 900, Schaumburg, IL 60173-2081
Phone: (847) 755-0360 • Toll-free Fax: (800) 800-0320
International Fax: (847) 885-0996

kuriyama.com sales@kuriyama.com



The trademarks contained in this publication are trademarks of Kuriyama of America, Inc.
The "Alfagomma" trademark contained in this publication is a registered trademark of Alfagomma S.p.A.

SALES & WAREHOUSE LOCATIONS

CENTRAL DISTRIBUTION CENTER

KURIYAMA OF AMERICA, INC.
14200 Commerce Court
Huntley, IL 60142
☎ (847) 755-0360
☎ (800) 800-0320
🌐 kuriyama.com ✉ sales@kuriyama.com

SOUTHWEST WAREHOUSE

KURIYAMA OF AMERICA, INC.
– HOUSTON
200 Portwall Street, Suite 100
Houston, TX 77029
☎ (713) 674-8212 OR ☎ (800) 501-6808
☎ (713) 674-5214 OR ☎ (800) 800-5214
✉ sales@kuriyama.com

WESTERN WAREHOUSE

KURIYAMA OF AMERICA, INC.
– RENO
12910 Old Virginia Road, Suite 100
Reno, NV 89521
☎ (562) 941-4507
☎ (562) 941-8940 OR ☎ (800) 326-8940
✉ sales@kuriyama.com

SOUTHEAST WAREHOUSE

FORTNEY SALES CO., INC.
4221 Cantrell Road NW
Acworth, GA 30101
☎ (770) 427-6528
☎ (770) 423-9249 OR ☎ (800) 423-9249
🌐 FortneySales.com ✉ sales@fortneysales.com

EASTERN WAREHOUSE

EASTERN RUBBER & PLASTICS CO., INC.
100 Goldman Dr.
Plumsted Industrial Park
Cream Ridge, NJ 08514
☎ (609) 758-0100
☎ (609) 758-0102 OR ☎ (800) 445-7138
🌐 EasternRubber.com ✉ sales@easternrubber.com

IN CANADA

KURI TEC CORPORATION
140 Roy Boulevard
Brantford, ON, Canada N3R 7K2
☎ (519) 753-6717
☎ (519) 753-7737
🌐 Kuritec.com ✉ sales@kuritec.com

IN MEXICO

KURIYAMA DE MÉXICO S DE RL DE CV
Av Jose Palomo Martinez No 520-20 Bodega 5
Parque Industrial Omolap
Apodaca, N.I. CP:66633, México
☎ (81) 1086-1870 0 71
🌐 Kuriyama.com.mx 🌐 Kuriyama.com
✉ servicioalcliente@kuriyama.com