



KuriCrimpTM

Assembly System

Alfagomma Industrial Hose with Hydraulic Fittings Assembly Manual



FEATURING

ALFAGOMMA[®]

Industrial Hose



KURIYAMA
OF AMERICA, INC.

Since 1968

kuriyama.com

GENERAL INFORMATION

Hose and Coupling Types 3
 Assembly Notes 4

AIR/MINE SPRAY HOSE

T140 5
 T142 5
 T146 5
 T155 6-7

WATER HOSE

T202 8-9

STEAM HOSE

T340AA/AH 10
 T341AA/AH 10

HOT WATER HOSE

T352 10

CHEMICAL HOSE

T505 11-12
 T509 11-12

PETROLEUM HOSE

T604 13-14
 T605AA/AH 13-14
 T631AA/AE 15
 T955AA 16

SPECIALTY HOSE

T957LL 17-18

Because we continually examine ways to improve our products, we reserve the right to alter specifications or discontinue products without prior notice.

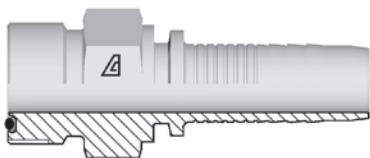
The KuriCrimp™ Assembly System

The KuriCrimp Assembly System brings you “The Power of Three™” Hose Industry leaders: Kuriyama™, Alfagomma® and O+P®, providing an expansive offering high quality hose, couplings, assembly equipment and assembly information, all under one roof. For the latest KuriCrimp hose assembly information and updates be sure to visit KuriCrimp.com.

Industrial Hose With Hydraulic Fittings Benefits

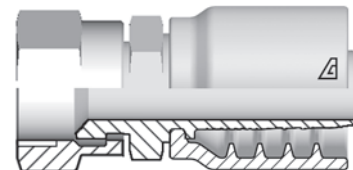
This manual provides assembly information for several Alfagomma industrial hose series using their 1-piece (D Series), and 2-piece (A Series) hydraulic fittings. Many hose assemblers recognize the benefits of using these fittings versus other coupling configurations for their ease of installation and clean appearance. In addition, their versatility to be used with both industrial and hydraulic hose types provides a benefit to inventory management by reducing the overall number of coupling types that need to be stocked.

One of the most commonly used of these fittings with industrial hose is generally the male NPT. However, any of the fittings in the A or D series range can be used such as the female NPT, female JIC or code 61 fittings.



A SERIES, TWO-PIECE FITTINGS

| Series | Description |
|--------|---------------------------|
| T155AK | Air Drill Hose |
| T202AA | Water Suction Hose |
| T352AA | Radiator Hose |
| T5050G | Chemical Hose |
| T5090E | Chemical Hose |
| T604AA | Oil Return Hose |
| T605AA | Petroleum S&D Hose |
| T605AH | Petroleum S&D Hose |
| T955AA | Diesel Exhaust Fluid Hose |
| T957LL | Furnace Door Hose |



D SERIES, ONE-PIECE FITTINGS

| Series | Description |
|--------|------------------------|
| T140AK | Compressed Air Hose |
| T142AK | Compressed Air Hose |
| T146AK | Mine Spray Hose |
| T340AA | Steam Hose |
| T340AH | Steam Hose |
| T341AA | Steam Hose |
| T341AH | Steam Hose |
| T631AA | Hot Tar Hose |
| T631AE | Hydrocarbon Drain Hose |

Because we continually examine ways to improve our products, we reserve the right to alter specifications or discontinue products without prior notice.

Important Notes

The assembly information shown is for that of the listed Alfagomma brand industrial hose and couplings only. The die and micrometer specifications are based on using KuriCrimp Industrial Hose Crimpers and may require adjustment based on the measured crimp diameter of the assembly after crimping.

Hydrostatic pressure testing of assemblies is recommended to ensure proper coupling retention. Always refer to the appropriate crimper manual for proper crimper operation procedures, as well as NAHAD Industrial Hose Assembly Guidelines for the latest hose assembly and testing industry practices.

Crimp Length Requirements

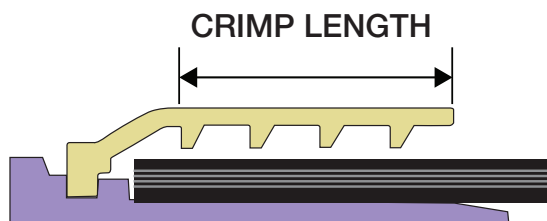
Depending on the hose and fitting type, the assembly may require either a full or partial length crimp, as shown in the individual crimp charts.

A Series Crimp Length

The Alfagomma A Series fitting always uses a full length crimp, that crimps the entire length of the ferrule, including the pre-crimped portion. Finished crimps should not have a bubble at the top or a skirt at the back, and should be 100% flat as shown below.

D Series Crimp Length

The Alfagomma D Series fitting can use either a full length crimp, or a less than full length crimp as shown in the crimp tables. Reference the Crimping Length column to determine crimping length. If a Crimping Length is shown, the crimp location is measured from the bottom of the ferrule up as shown below.



Because we continually examine ways to improve our products, we reserve the right to alter specifications or discontinue products without prior notice.

ALFAGOMMA®
T140AK Series
 Braided Steel Wire Air Hose

ALFAGOMMA®
T142AK Series
 Oil Resistant Braided Steel Wire Air Hose

ONE-PIECE CRIMP SPECIFICATIONS (D SERIES FITTING)

| Hose Series | ID | Fitting Series | Insertion Depth | | Crimping Length | | Crimp Diameter | | Die Size (mm) | Micrometer Setting (mm) |
|------------------------|------|----------------|-----------------|------|-----------------|------|----------------|------------|---------------|-------------------------|
| | (in) | | (in) | (mm) | (in) | (mm) | (in) ± 0.005 | (mm) ± 0.1 | | |
| T140AK050 T142AK050 | 0.50 | D-08xx | 1.024 | 26.0 | Full | Full | 1.071 | 27.2 | 25 | 2.2 |
| T140AK075 T142AK075 | 0.75 | D-12xx | 1.260 | 32.0 | 1.181 | 30.0 | 1.354 | 34.4 | 34 | 0.4 |
| T140AK100 T142AK100 | 1.00 | D-16xx | 1.535 | 39.0 | Full | Full | 1.634 | 41.5 | 38 | 3.5 |
| T140AK125 T142AK125 | 1.25 | D-20xx | 1.535 | 39.0 | Full | Full | 1.917 | 48.7 | 46 | 2.7 |
| T140AK150 T142AK150 | 1.50 | D-24xx | 1.969 | 50.0 | Full | Full | 2.185 | 55.5 | 54 | 1.5 |
| T140AK200 T142AK200 | 2.00 | D-32xx | 2.283 | 58.0 | Full | Full | 2.736 | 69.5 | 69 | 0.5 |

ALFAGOMMA®
T146AK Series
 Braided Steel Mine Spray Hose

ONE-PIECE CRIMP SPECIFICATIONS (D SERIES FITTING)

| Hose Series | ID | Fitting Series | Insertion Depth | | Crimping Length | | Crimp Diameter | | Die Size (mm) | Micrometer Setting (mm) |
|-------------|------|----------------|-----------------|------|-----------------|------|----------------|------------|---------------|-------------------------|
| | (in) | | (in) | (mm) | (in) | (mm) | (in) ± 0.005 | (mm) ± 0.1 | | |
| T146AK075 | 0.75 | D-12xx | 1.260 | 32.0 | 1.181 | 30 | 1.354 | 34.4 | 34 | 0.4 |
| T146AK100 | 1.00 | D-16xx | 1.535 | 39.0 | Full | Full | 1.709 | 43.4 | 38 | 5.4 |
| T146AK125 | 1.25 | D-20xx | 1.535 | 39.0 | 1.496 | 38 | 1.890 | 48.0 | 46 | 2.0 |
| T146AK150 | 1.50 | D-24xx | 1.969 | 50.0 | Full | Full | 2.335 | 59.3 | 54 | 5.3 |
| T146AK200 | 2.00 | D-32xx | 2.283 | 58.0 | Full | Full | 2.839 | 72.1 | 69 | 3.1 |

Because we continually examine ways to improve our products, we reserve the right to alter specifications or discontinue products without prior notice.

ALFAGOMMA®

T155AK Series

Textile Cord Air Drill Hose

TWO-PIECE CRIMP SPECIFICATIONS (A SERIES FITTING)

| Hose Series | ID (in) | Measured OD | | Measured Wall Thickness | | Fitting Series | Ferrule Part Number | Crimp Diameter | | Die Size (mm) | Micrometer Setting (mm) |
|-------------|------------|-------------|------|-------------------------|------|----------------|---------------------|----------------|------------|------------------|----------------------------|
| | | (in) | (mm) | (in) | (mm) | | | (in) ± 0.005 | (mm) ± 0.1 | | |
| T155AK050 | 0.50 | 0.77 | 19.5 | 0.128 | 3.25 | A-08xx | AFX-08 | 0.933 | 23.7 | 22 | 1.7 |
| | | 0.79 | 20.0 | 0.138 | 3.50 | | | 0.945 | 24.0 | 22 | 2.0 |
| | | 0.81 | 20.5 | 0.148 | 3.75 | | | 0.961 | 24.4 | 22 | 2.4 |
| | | 0.83 | 21.0 | 0.157 | 4.00 | | | 0.972 | 24.7 | 22 | 2.7 |
| | | 0.85 | 21.5 | 0.167 | 4.25 | | | 0.988 | 25.1 | 25 | 0.1 |
| | | 0.87 | 22.0 | 0.177 | 4.50 | | | 1.000 | 25.4 | 25 | 0.4 |
| | | 0.89 | 22.5 | 0.187 | 4.75 | | | 1.016 | 25.8 | 25 | 0.8 |
| T155AK075 | 0.75 | 1.08 | 27.5 | 0.167 | 4.25 | A-12xx | AFX-12 | 1.253 | 31.8 | 29 | 2.8 |
| | | 1.10 | 28.0 | 0.177 | 4.50 | | | 1.200 | 32.1 | 29 | 3.1 |
| | | 1.12 | 28.5 | 0.187 | 4.75 | | | 1.215 | 32.5 | 29 | 3.5 |
| | | 1.14 | 29.0 | 0.197 | 5.00 | | | 1.227 | 32.8 | 29 | 3.8 |
| | | 1.16 | 29.5 | 0.207 | 5.25 | | | 1.242 | 33.2 | 29 | 4.2 |
| | | 1.18 | 30.0 | 0.217 | 5.50 | | | 1.253 | 33.5 | 29 | 4.5 |
| | | 1.20 | 30.5 | 0.226 | 5.75 | | | 1.268 | 33.9 | 29 | 4.9 |
| T155AK100 | 1.00 | 1.32 | 33.5 | 0.167 | 4.25 | A-16xx | AFX-16 | 1.440 | 38.5 | 38 | 0.5 |
| | | 1.34 | 34.0 | 0.177 | 4.50 | | | 1.451 | 38.8 | 38 | 0.8 |
| | | 1.36 | 34.5 | 0.187 | 4.75 | | | 1.466 | 39.2 | 38 | 1.2 |
| | | 1.38 | 35.0 | 0.197 | 5.00 | | | 1.477 | 39.5 | 38 | 1.5 |
| | | 1.40 | 35.5 | 0.207 | 5.25 | | | 1.492 | 39.9 | 38 | 1.9 |
| | | 1.42 | 36.0 | 0.217 | 5.50 | | | 1.503 | 40.2 | 38 | 2.2 |
| | | 1.44 | 36.5 | 0.226 | 5.75 | | | 1.518 | 40.6 | 38 | 2.6 |
| T155AK125 | 1.25 | 1.67 | 42.5 | 0.207 | 5.25 | A-20xx | AFX-20 | 1.717 | 45.9 | 42 | 3.9 |
| | | 1.69 | 43.0 | 0.217 | 5.50 | | | 1.728 | 46.2 | 46 | 0.2 |
| | | 1.71 | 43.5 | 0.226 | 5.75 | | | 1.743 | 46.6 | 46 | 0.6 |
| | | 1.73 | 44.0 | 0.236 | 6.00 | | | 1.754 | 46.9 | 46 | 0.9 |
| | | 1.75 | 44.5 | 0.246 | 6.25 | | | 1.769 | 47.3 | 46 | 1.3 |
| | | 1.77 | 45.0 | 0.256 | 6.50 | | | 1.780 | 47.6 | 46 | 1.6 |
| | | 1.79 | 45.5 | 0.266 | 6.75 | | | 1.795 | 48.0 | 46 | 2 |

Because we continually examine ways to improve our products, we reserve the right to alter specifications or discontinue products without prior notice.

ALFAGOMMA®
T155AK Series
 Textile Cord Air Drill Hose
 (continued)

TWO-PIECE CRIMP SPECIFICATIONS (A SERIES FITTING)

| Hose Series | ID (in) | Measured OD | | Measured Wall Thicknes | | Fitting Series | Ferrule Part Number | Crimp Diameter | | Die Size (mm) | Micrometer Setting (mm) |
|-------------|------------|-------------|------|------------------------|------|----------------|---------------------|----------------|------------|------------------|----------------------------|
| | | (in) | (mm) | (in) | (mm) | | | (in) ± 0.005 | (mm) ± 0.1 | | |
| T155AK150 | 1.50 | 1.83 | 46.5 | 0.167 | 4.25 | A-24xx | AFX-24 | 1.900 | 50.8 | 50 | 0.8 |
| | | 1.85 | 47.0 | 0.177 | 4.50 | | | 1.911 | 51.1 | 50 | 1.1 |
| | | 1.87 | 47.5 | 0.187 | 4.75 | | | 1.926 | 51.5 | 50 | 1.5 |
| | | 1.89 | 48.0 | 0.197 | 5.00 | | | 1.937 | 51.8 | 50 | 1.8 |
| | | 1.91 | 48.5 | 0.207 | 5.25 | | | 1.952 | 52.2 | 50 | 2.2 |
| | | 1.93 | 49.0 | 0.217 | 5.50 | | | 1.963 | 52.5 | 50 | 2.5 |
| | | 1.95 | 49.5 | 0.226 | 5.75 | | | 1.978 | 52.9 | 50 | 2.9 |
| | | 1.97 | 50.0 | 0.236 | 6.00 | | | 1.990 | 53.2 | 50 | 3.2 |
| | | 1.99 | 50.5 | 0.246 | 6.25 | | | 2.004 | 53.6 | 50 | 3.6 |
| | | 2.01 | 51.0 | 0.256 | 6.50 | | | 2.016 | 53.9 | 50 | 3.9 |
| | | 2.03 | 51.5 | 0.266 | 6.75 | | | 2.031 | 54.3 | 54 | 0.3 |
| | | 2.05 | 52.0 | 0.276 | 7.00 | | | 2.042 | 54.6 | 54 | 0.6 |
| | | 2.07 | 52.5 | 0.285 | 7.25 | | | 2.057 | 55.0 | 54 | 1 |
| | | 2.09 | 53.0 | 0.295 | 7.50 | | | 2.068 | 55.3 | 54 | 1.3 |
| 2.11 | 53.5 | 0.305 | 7.75 | 2.083 | 55.7 | 54 | 1.7 | | | | |
| T155AK200 | 2.00 | 2.42 | 61.5 | 0.207 | 5.25 | A-32xx | AFX-32 | 2.468 | 66.0 | 63 | 3 |
| | | 2.46 | 62.5 | 0.226 | 5.75 | | | 2.494 | 66.7 | 63 | 3.7 |
| | | 2.48 | 63.0 | 0.236 | 6.00 | | | 2.506 | 67.0 | 63 | 4 |
| | | 2.50 | 63.5 | 0.246 | 6.25 | | | 2.521 | 67.4 | 63 | 4.4 |
| | | 2.52 | 64.0 | 0.256 | 6.50 | | | 2.532 | 67.7 | 63 | 4.7 |
| | | 2.54 | 64.5 | 0.266 | 6.75 | | | 2.547 | 68.1 | 63 | 5.1 |
| | | 2.56 | 65.0 | 0.276 | 7.00 | | | 2.558 | 68.4 | 63 | 5.4 |
| | | 2.60 | 66.0 | 0.295 | 7.50 | | | 2.584 | 69.1 | 69 | 0.1 |
| | | 2.62 | 66.5 | 0.305 | 7.75 | | | 2.599 | 69.5 | 69 | 0.5 |
| | | 2.64 | 67.0 | 0.315 | 8.00 | | | 2.610 | 69.8 | 69 | 0.8 |
| | | 2.66 | 67.5 | 0.325 | 8.25 | | | 2.625 | 70.2 | 69 | 1.2 |
| | | 2.68 | 68.0 | 0.335 | 8.50 | | | 2.636 | 70.5 | 69 | 1.5 |
| | | 2.70 | 68.5 | 0.344 | 8.75 | | | 2.651 | 70.9 | 69 | 1.9 |
| | | 2.72 | 69.0 | 0.354 | 9.00 | | | 2.663 | 71.2 | 69 | 2.2 |
| 2.74 | 69.5 | 0.364 | 9.25 | 2.678 | 71.6 | 69 | 2.6 | | | | |

Because we continually examine ways to improve our products, we reserve the right to alter specifications or discontinue products without prior notice.

ALFAGOMMA®

T202AA Series

Water S&D Suction Hose

TWO-PIECE CRIMP SPECIFICATIONS (A SERIES FITTING)

| Hose Series | ID (in) | Measured OD | | Measured Wall Thicknes | | Fitting Series | Ferrule Part Number | Crimp Diameter | | Die Size (mm) | Micrometer Setting (mm) |
|-------------|------------|-------------|------|------------------------|------|----------------|---------------------|----------------|------------|------------------|----------------------------|
| | | (in) | (mm) | (in) | (mm) | | | (in) ± 0.005 | (mm) ± 0.1 | | |
| T202AA100 | 1.00 | 1.32 | 33.5 | 0.167 | 4.25 | A-16xx | AFX-16 | 1.531 | 38.9 | 38 | 0.9 |
| | | 1.34 | 34.0 | 0.177 | 4.50 | | | 1.547 | 39.3 | | |
| | | 1.36 | 34.5 | 0.187 | 4.75 | | | 1.559 | 39.6 | | |
| | | 1.38 | 35.0 | 0.197 | 5.00 | | | 1.575 | 40.0 | | |
| | | 1.40 | 35.5 | 0.207 | 5.25 | | | 1.591 | 40.4 | | |
| | | 1.42 | 36.0 | 0.217 | 5.50 | | | 1.606 | 40.8 | | |
| | | 1.44 | 36.5 | 0.226 | 5.75 | | | 1.618 | 41.1 | | |
| | | 1.46 | 37.0 | 0.236 | 6.00 | | | 1.634 | 41.5 | | |
| | | 1.48 | 37.5 | 0.246 | 6.25 | | | 1.650 | 41.9 | | |
| T202AA125 | 1.25 | 1.59 | 40.5 | 0.167 | 4.25 | A-20xx | AFX-20 | 1.768 | 44.9 | 42 | 2.9 |
| | | 1.61 | 41.0 | 0.177 | 4.50 | | | 1.783 | 45.3 | | |
| | | 1.63 | 41.5 | 0.187 | 4.75 | | | 1.795 | 45.6 | | |
| | | 1.65 | 42.0 | 0.197 | 5.00 | | | 1.811 | 46.0 | | |
| | | 1.67 | 42.5 | 0.207 | 5.25 | | | 1.827 | 46.4 | | |
| | | 1.69 | 43.0 | 0.217 | 5.50 | | | 1.843 | 46.8 | | |
| | | 1.71 | 43.5 | 0.226 | 5.75 | | | 1.854 | 47.1 | | |
| | | 1.73 | 44.0 | 0.236 | 6.00 | | | 1.870 | 47.5 | | |
| | | 1.75 | 44.5 | 0.246 | 6.25 | | | 1.886 | 47.9 | | |
| T202AA150 | 1.50 | 1.83 | 46.5 | 0.167 | 4.25 | A-24xx | AFX-24 | 2.016 | 51.2 | 50 | 1.2 |
| | | 1.85 | 47.0 | 0.177 | 4.50 | | | 2.031 | 51.6 | | |
| | | 1.87 | 47.5 | 0.187 | 4.75 | | | 2.043 | 51.9 | | |
| | | 1.89 | 48.0 | 0.197 | 5.00 | | | 2.059 | 52.3 | | |
| | | 1.91 | 48.5 | 0.207 | 5.25 | | | 2.075 | 52.7 | | |
| | | 1.93 | 49.0 | 0.217 | 5.50 | | | 2.091 | 53.1 | | |
| | | 1.95 | 49.5 | 0.226 | 5.75 | | | 2.102 | 53.4 | | |
| | | 1.97 | 50.0 | 0.236 | 6.00 | | | 2.118 | 53.8 | | |
| | | 1.99 | 50.5 | 0.246 | 6.25 | | | 2.134 | 54.2 | | |
| | | 2.01 | 51.0 | 0.256 | 6.50 | | | 2.150 | 54.6 | | |

Because we continually examine ways to improve our products, we reserve the right to alter specifications or discontinue products without prior notice.

ALFAGOMMA®
T202AA Series
 Water S&D Suction Hose
 (continued)

TWO-PIECE CRIMP SPECIFICATIONS (A SERIES FITTING)

| Hose Series | ID (in) | Measured OD | | Measured Wall Thicknes | | Fitting Series | Ferrule Part Number | Crimp Diameter | | Die Size (mm) | Micrometer Setting (mm) |
|-------------|------------|-------------|------|------------------------|------|----------------|---------------------|----------------|------------|------------------|----------------------------|
| | | (in) | (mm) | (in) | (mm) | | | (in) ± 0.005 | (mm) ± 0.1 | | |
| T202AA200 | 2.00 | 2.34 | 59.5 | 0.167 | 4.25 | A-32xx | AFX-32 | 2.559 | 65.0 | 63 | 2.0 |
| | | 2.36 | 60.0 | 0.177 | 4.50 | | | 2.575 | 65.4 | 63 | 2.4 |
| | | 2.38 | 60.5 | 0.187 | 4.75 | | | 2.587 | 65.7 | 63 | 2.7 |
| | | 2.40 | 61.0 | 0.197 | 5.00 | | | 2.602 | 66.1 | 63 | 3.1 |
| | | 2.42 | 61.5 | 0.207 | 5.25 | | | 2.618 | 66.5 | 63 | 3.5 |
| | | 2.44 | 62.0 | 0.217 | 5.50 | | | 2.634 | 66.9 | 63 | 3.9 |
| | | 2.46 | 62.5 | 0.226 | 5.75 | | | 2.646 | 67.2 | 63 | 4.2 |
| | | 2.48 | 63.0 | 0.236 | 6.00 | | | 2.661 | 67.6 | 63 | 4.6 |
| | | 2.50 | 63.5 | 0.246 | 6.25 | | | 2.677 | 68.0 | 63 | 5.0 |
| | | 2.52 | 64.0 | 0.256 | 6.50 | | | 2.693 | 68.4 | 63 | 5.4 |
| T202AA250 | 2.50 | 2.89 | 73.5 | 0.207 | 5.25 | A-40xx | AFX-40 | 3.097 | 78.6 | 77 | 1.6 |
| | | 2.91 | 74.0 | 0.217 | 5.50 | | | 3.108 | 78.9 | 77 | 1.9 |
| | | 2.93 | 74.5 | 0.226 | 5.75 | | | 3.124 | 79.3 | 77 | 2.3 |
| | | 2.95 | 75.0 | 0.236 | 6.00 | | | 3.136 | 79.6 | 77 | 2.6 |
| | | 2.97 | 75.5 | 0.246 | 6.25 | | | 3.152 | 80.0 | 77 | 3.0 |
| | | 2.99 | 76.0 | 0.256 | 6.50 | | | 3.164 | 80.3 | 77 | 3.3 |
| | | 3.01 | 76.5 | 0.266 | 6.75 | | | 3.179 | 80.7 | 77 | 3.7 |
| | | 3.03 | 77.0 | 0.276 | 7.00 | | | 3.191 | 81.0 | 77 | 4.0 |
| | | 3.05 | 77.5 | 0.285 | 7.25 | | | 3.207 | 81.4 | 77 | 4.4 |
| | | 3.07 | 78.0 | 0.295 | 7.50 | | | 3.219 | 81.7 | 77 | 4.7 |

Because we continually examine ways to improve our products, we reserve the right to alter specifications or discontinue products without prior notice.

ALFAGOMMA®
T340AA/AH Series
 EPDM Braided Steel Steam Hose

ALFAGOMMA®
T341AA/AH Series
 Chlorobutyl Braided Steel Steam Hose

ONE-PIECE CRIMP SPECIFICATIONS (D SERIES FITTING*)

| Hose Series | ID | Fitting Series | Crimping Length | | Crimp Diameter | | Die Size (mm) | Micrometer Setting (mm) |
|------------------------------|------|----------------------|-----------------|------|----------------|------------|---------------|-------------------------|
| | (in) | | (in) | (mm) | (in) ± 0.005 | (mm) ± 0.1 | | |
| T340AA/AH050 T341AA/AH050 | 0.50 | A-0808-MNPT & AF4-08 | Full | Full | 1.063 | 27.0 | 25 | 2.0 |
| T340AA/AH075 T341AA/AH075 | 0.75 | D-12xx | Full | Full | 1.398 | 35.5 | 34 | 1.5 |
| T340AA/AH100 T341AA/AH100 | 1.00 | D-16xx | Full | Full | 1.677 | 42.6 | 42 | 0.6 |
| T340AA/AH125 T341AA/AH125 | 1.25 | D-20xx | Full | Full | 2.008 | 51.0 | 50 | 1.0 |
| T340AA/AH150 T341AA/AH150 | 1.50 | D-24xx | Full | Full | 2.228 | 56.6 | 54 | 2.6 |
| T340AA/AH200 T341AA/AH200 | 2.00 | D-32xx | Full | Full | 2.823 | 71.7 | 69 | 2.7 |

* 1/2" size uses two-piece, A Series fitting

NOTE: These same crimp diameter values also apply to the two-piece SHGJ-CR fitting with SHF ferrule. Refer to the Alfagomma Steam Hose Brochure for more details.

ALFAGOMMA®
T352AA Series
 EPDM Radiator Hose

TWO-PIECE CRIMP SPECIFICATIONS (A SERIES FITTING)

| Hose Series | ID (in) | Measured OD | | Measured Wall Thickness | | Fitting Series | Ferrule Part Number | Crimp Diameter | | Die Size (mm) | Micrometer Setting (mm) |
|-------------|---------|-------------|------|-------------------------|------|----------------|---------------------|----------------|------------|---------------|-------------------------|
| | | (in) | (mm) | (in) | (mm) | | | (in) ± 0.005 | (mm) ± 0.1 | | |
| T352AA062 | 0.63 | 0.89 | 22.5 | 0.128 | 3.25 | A-10xx | AFX-10 | 1.094 | 27.8 | 25 | 2.8 |
| | | 0.91 | 23.0 | 0.138 | 3.50 | | | 1.110 | 28.2 | 25 | 3.2 |
| | | 0.93 | 23.5 | 0.148 | 3.75 | | | 1.126 | 28.6 | 25 | 3.6 |
| | | 0.94 | 24.0 | 0.157 | 4.00 | | | 1.142 | 29.0 | 25 | 4.0 |
| | | 0.96 | 24.5 | 0.167 | 4.25 | | | 1.157 | 29.4 | 25 | 4.4 |
| | | 0.98 | 25.0 | 0.177 | 4.50 | | | 1.173 | 29.8 | 29 | 0.8 |
| | | 1.00 | 25.5 | 0.187 | 4.75 | | | 1.189 | 30.2 | 29 | 1.2 |

Because we continually examine ways to improve our products, we reserve the right to alter specifications or discontinue products without prior notice.

T505OG / T509OE Series

Chemical Hose

TWO-PIECE CRIMP SPECIFICATIONS (A SERIES FITTING)

| Hose Series | ID | | OD | | Wall Thicknes | | Fitting Series | Ferrule Part Number | Crimp Diameter | | Die Size (mm) | Micrometer Setting (mm) |
|------------------------|------|------|------|------|---------------|------|----------------|---------------------|----------------|------------|---------------|-------------------------|
| | (in) | (mm) | (in) | (mm) | (in) | (mm) | | | (in) ± 0.005 | (mm) ± 0.1 | | |
| T505OG075 T509OE075 | 0.75 | 19 | 1.16 | 29.5 | 0.207 | 5.25 | A-12xx | AFX-12 | 1.308 | 33.2 | 29 | 4.2 |
| | | | 1.18 | 30.0 | 0.217 | 5.50 | | | 1.320 | 33.5 | 29 | 4.5 |
| | | | 1.20 | 30.5 | 0.226 | 5.75 | | | 1.336 | 33.9 | 29 | 4.9 |
| | | | 1.22 | 31.0 | 0.236 | 6.00 | | | 1.347 | 34.2 | 34 | 0.2 |
| | | | 1.24 | 31.5 | 0.246 | 6.25 | | | 1.363 | 34.6 | 34 | 0.6 |
| | | | 1.26 | 32.0 | 0.256 | 6.50 | | | 1.375 | 34.9 | 34 | 0.9 |
| | | | 1.28 | 32.5 | 0.266 | 6.75 | | | 1.391 | 35.3 | 34 | 1.3 |
| T509OE100 T505OG100 | 1.00 | 25 | 1.40 | 35.5 | 0.207 | 5.25 | A-16xx | AFX-16 | 1.572 | 39.9 | 38 | 1.9 |
| | | | 1.42 | 36.0 | 0.217 | 5.50 | | | 1.584 | 40.2 | 38 | 2.2 |
| | | | 1.44 | 36.5 | 0.226 | 5.75 | | | 1.600 | 40.6 | 38 | 2.6 |
| | | | 1.46 | 37.0 | 0.236 | 6.00 | | | 1.611 | 40.9 | 38 | 2.9 |
| | | | 1.48 | 37.5 | 0.246 | 6.25 | | | 1.627 | 41.3 | 38 | 3.3 |
| | | | 1.50 | 38.0 | 0.256 | 6.50 | | | 1.639 | 41.6 | 38 | 3.6 |
| | | | 1.52 | 38.5 | 0.266 | 6.75 | | | 1.655 | 42.0 | 42 | 0.0 |
| T509OE125 | 1.25 | 32 | 1.67 | 42.5 | 0.207 | 5.25 | A-20xx | AFX-20 | 1.808 | 45.9 | 42 | 3.9 |
| | | | 1.69 | 43.0 | 0.217 | 5.50 | | | 1.820 | 46.2 | 46 | 0.2 |
| | | | 1.71 | 43.5 | 0.226 | 5.75 | | | 1.836 | 46.6 | 46 | 0.6 |
| | | | 1.73 | 44.0 | 0.236 | 6.00 | | | 1.848 | 46.9 | 46 | 0.9 |
| | | | 1.75 | 44.5 | 0.246 | 6.25 | | | 1.863 | 47.3 | 46 | 1.3 |
| | | | 1.77 | 45.0 | 0.256 | 6.50 | | | 1.875 | 47.6 | 46 | 1.6 |
| | | | 1.79 | 45.5 | 0.266 | 6.75 | | | 1.891 | 48.0 | 46 | 2.0 |
| T509OE150 T505OG150 | 1.50 | 38 | 1.95 | 49.5 | 0.226 | 5.75 | A-24xx | AFX-24 | 2.084 | 52.9 | 50 | 2.9 |
| | | | 1.97 | 50.0 | 0.236 | 6.00 | | | 2.096 | 53.2 | 50 | 3.2 |
| | | | 1.99 | 50.5 | 0.246 | 6.25 | | | 2.112 | 53.6 | 50 | 3.6 |
| | | | 2.01 | 51.0 | 0.256 | 6.50 | | | 2.123 | 53.9 | 50 | 3.9 |
| | | | 2.03 | 51.5 | 0.266 | 6.75 | | | 2.139 | 54.3 | 54 | 0.3 |
| | | | 2.05 | 52.0 | 0.276 | 7.00 | | | 2.151 | 54.6 | 54 | 0.6 |
| | | | 2.07 | 52.5 | 0.285 | 7.25 | | | 2.167 | 55.0 | 54 | 1.0 |

Because we continually examine ways to improve our products, we reserve the right to alter specifications or discontinue products without prior notice.

ALFAGOMMA® T505OG / T509OE Series

Chemical Hose
(continued)

TWO-PIECE CRIMP SPECIFICATIONS (A SERIES FITTING)

| Hose Series | ID | | OD | | Wall Thickness | | Fitting Series | Ferrule Part Number | Crimp Diameter | | Die Size (mm) | Micrometer Setting (mm) |
|------------------------|------|------|------|------|----------------|------|----------------|---------------------|----------------|------------|---------------|-------------------------|
| | (in) | (mm) | (in) | (mm) | (in) | (mm) | | | (in) ± 0.005 | (mm) ± 0.1 | | |
| T5090E200 T5050G150 | 2.00 | 51 | 2.54 | 64.5 | 0.266 | 6.75 | A-32xx | AFX-32 | 2.683 | 68.1 | 63 | 5.1 |
| | | | 2.56 | 65.0 | 0.276 | 7.00 | | | 2.695 | 68.4 | 63 | 5.4 |
| | | | 2.58 | 65.5 | 0.285 | 7.25 | | | 2.711 | 68.8 | 63 | 5.8 |
| | | | 2.60 | 66.0 | 0.295 | 7.50 | | | 2.722 | 69.1 | 69 | 0.1 |
| | | | 2.62 | 66.5 | 0.305 | 7.75 | | | 2.738 | 69.5 | 69 | 0.5 |
| | | | 2.64 | 67.0 | 0.315 | 8.00 | | | 2.750 | 69.8 | 69 | 0.8 |
| | | | 2.66 | 67.5 | 0.325 | 8.25 | | | 2.766 | 70.2 | 69 | 1.2 |
| | | | 2.68 | 68.0 | 0.335 | 8.50 | | | 2.777 | 70.5 | 69 | 1.5 |
| | | | 2.70 | 68.5 | 0.344 | 8.75 | | | 2.793 | 70.9 | 69 | 1.9 |
| | | | 2.72 | 69.0 | 0.354 | 9.00 | | | 2.805 | 71.2 | 69 | 2.2 |
| | | | 2.74 | 69.5 | 0.364 | 9.25 | | | 2.821 | 71.6 | 69 | 2.6 |
| T5090E250 | 2.50 | 63 | 3.03 | 77.0 | 0.276 | 7.00 | A-40xx | AFX-40 | 3.191 | 81.0 | 77 | 4.0 |
| | | | 3.05 | 77.5 | 0.285 | 7.25 | | | 3.207 | 81.4 | 77 | 4.4 |
| | | | 3.07 | 78.0 | 0.295 | 7.50 | | | 3.219 | 81.7 | 77 | 4.7 |
| | | | 3.09 | 78.5 | 0.305 | 7.75 | | | 3.234 | 82.1 | 77 | 5.1 |
| | | | 3.11 | 79.0 | 0.315 | 8.00 | | | 3.246 | 82.4 | 77 | 5.4 |
| | | | 3.13 | 79.5 | 0.325 | 8.25 | | | 3.262 | 82.8 | 77 | 5.8 |
| | | | 3.15 | 80.0 | 0.335 | 8.50 | | | 3.274 | 83.1 | 77 | 6.1 |
| | | | 3.17 | 80.5 | 0.344 | 8.75 | | | 3.290 | 83.5 | 77 | 6.5 |
| | | | 3.19 | 81.0 | 0.354 | 9.00 | | | 3.301 | 83.8 | 77 | 6.8 |

Because we continually examine ways to improve our products, we reserve the right to alter specifications or discontinue products without prior notice.

ALFAGOMMA®
T605AA/AH Series
 Suction and Discharge Petroleum Hose

ALFAGOMMA®
T604AA Series
 Oil Return Hose

TWO-PIECE CRIMP SPECIFICATIONS (A SERIES FITTING)

| Hose Series | ID (in) | Measured OD | | Measured Wall Thicknes | | Fitting Series | Ferrule Part Number | Crimp Diameter | | Die Size (mm) | Micrometer Setting (mm) |
|-------------------------------------|------------|-------------|------|------------------------|------|----------------|---------------------|----------------|------------|------------------|----------------------------|
| | | (in) | (mm) | (in) | (mm) | | | (in) ± 0.005 | (mm) ± 0.1 | | |
| T604AA075 T605AA075 T605AH075 | 0.75 | 1.08 | 27.5 | 0.167 | 4.25 | A-12xx | AFX-12 | 1.269 | 32.2 | 29 | 3.2 |
| | | 1.10 | 28.0 | 0.177 | 4.50 | | | 1.219 | 32.6 | 29 | 3.6 |
| | | 1.12 | 28.5 | 0.187 | 4.75 | | | 1.230 | 32.9 | 29 | 3.9 |
| | | 1.14 | 29.0 | 0.197 | 5.00 | | | 1.245 | 33.3 | 29 | 4.3 |
| | | 1.16 | 29.5 | 0.207 | 5.25 | | | 1.260 | 33.7 | 29 | 4.7 |
| | | 1.18 | 30.0 | 0.217 | 5.50 | | | 1.275 | 34.1 | 29 | 5.1 |
| | | 1.20 | 30.5 | 0.226 | 5.75 | | | 1.286 | 34.4 | 29 | 5.4 |
| | | 1.22 | 31.0 | 0.236 | 6.00 | | | 1.301 | 34.8 | 29 | 5.8 |
| T604AA100 T605AA100 T605AH100 | 1.00 | 1.32 | 33.5 | 0.167 | 4.25 | A-16xx | AFX-16 | 1.455 | 38.9 | 38 | 0.9 |
| | | 1.34 | 34.0 | 0.177 | 4.50 | | | 1.470 | 39.3 | 38 | 1.3 |
| | | 1.36 | 34.5 | 0.187 | 4.75 | | | 1.481 | 39.6 | 38 | 1.6 |
| | | 1.38 | 35.0 | 0.197 | 5.00 | | | 1.496 | 40.0 | 38 | 2.0 |
| | | 1.40 | 35.5 | 0.207 | 5.25 | | | 1.511 | 40.4 | 38 | 2.4 |
| | | 1.42 | 36.0 | 0.217 | 5.50 | | | 1.526 | 40.8 | 38 | 2.8 |
| | | 1.44 | 36.5 | 0.226 | 5.75 | | | 1.537 | 41.1 | 38 | 3.1 |
| | | 1.46 | 37.0 | 0.236 | 6.00 | | | 1.552 | 41.5 | 38 | 3.5 |
| T604AA125 T605AA125 T605AH125 | 1.25 | 1.48 | 37.5 | 0.246 | 6.25 | A-20xx | AFX-20 | 1.567 | 41.9 | 38 | 3.9 |
| | | 1.59 | 40.5 | 0.167 | 4.25 | | | 1.679 | 44.9 | 42 | 2.9 |
| | | 1.61 | 41.0 | 0.177 | 4.50 | | | 1.694 | 45.3 | 42 | 3.3 |
| | | 1.63 | 41.5 | 0.187 | 4.75 | | | 1.705 | 45.6 | 42 | 3.6 |
| | | 1.65 | 42.0 | 0.197 | 5.00 | | | 1.720 | 46.0 | 46 | 0.0 |
| | | 1.67 | 42.5 | 0.207 | 5.25 | | | 1.735 | 46.4 | 46 | 0.4 |
| | | 1.69 | 43.0 | 0.217 | 5.50 | | | 1.750 | 46.8 | 46 | 0.8 |
| | | 1.71 | 43.5 | 0.226 | 5.75 | | | 1.761 | 47.1 | 46 | 1.1 |
| 1.73 | 44.0 | 0.236 | 6.00 | 1.776 | 47.5 | 46 | 1.5 | | | | |
| 1.75 | 44.5 | 0.246 | 6.25 | 1.791 | 47.9 | 46 | 1.9 | | | | |
| 1.77 | 45.0 | 0.256 | 6.50 | 1.806 | 48.3 | 46 | 2.3 | | | | |

Because we continually examine ways to improve our products, we reserve the right to alter specifications or discontinue products without prior notice.

ALFAGOMMA®
T605AA/AH Series
 Suction and Discharge Petroleum Hose
(continued)

ALFAGOMMA®
T604AA Series
 Oil Return Hose
(continued)

TWO-PIECE CRIMP SPECIFICATIONS (A SERIES FITTING)

| Hose Series | ID (in) | Measured OD | | Measured Wall Thickness | | Fitting Series | Ferrule Part Number | Crimp Diameter | | Die Size (mm) | Micrometer Setting (mm) |
|-------------------------------------|------------|-------------|------|-------------------------|------|----------------|---------------------|----------------|------------|------------------|----------------------------|
| | | (in) | (mm) | (in) | (mm) | | | (in) ± 0.005 | (mm) ± 0.1 | | |
| T604AA150 T605AA150 T605AH150 | 1.50 | 1.83 | 46.5 | 0.167 | 4.25 | A-24xx | AFX-24 | 1.915 | 51.2 | 50 | 1.2 |
| | | 1.85 | 47.0 | 0.177 | 4.50 | | | 1.930 | 51.6 | 50 | 1.6 |
| | | 1.87 | 47.5 | 0.187 | 4.75 | | | 1.941 | 51.9 | 50 | 1.9 |
| | | 1.89 | 48.0 | 0.197 | 5.00 | | | 1.956 | 52.3 | 50 | 2.3 |
| | | 1.91 | 48.5 | 0.207 | 5.25 | | | 1.971 | 52.7 | 50 | 2.7 |
| | | 1.93 | 49.0 | 0.217 | 5.50 | | | 1.986 | 53.1 | 50 | 3.1 |
| | | 1.95 | 49.5 | 0.226 | 5.75 | | | 1.997 | 53.4 | 50 | 3.4 |
| | | 1.97 | 50.0 | 0.236 | 6.00 | | | 2.012 | 53.8 | 50 | 3.8 |
| | | 1.99 | 50.5 | 0.246 | 6.25 | | | 2.027 | 54.2 | 50 | 4.2 |
| | | 2.01 | 51.0 | 0.256 | 6.50 | | | 2.042 | 54.6 | 50 | 4.6 |
| T604AA200 T605AA200 T605AH200 | 2.00 | 2.34 | 59.5 | 0.167 | 4.25 | A-32xx | AFX-32 | 2.431 | 65.0 | 63 | 2.0 |
| | | 2.36 | 60.0 | 0.177 | 4.50 | | | 2.446 | 65.4 | 63 | 2.4 |
| | | 2.38 | 60.5 | 0.187 | 4.75 | | | 2.457 | 65.7 | 63 | 2.7 |
| | | 2.40 | 61.0 | 0.197 | 5.00 | | | 2.472 | 66.1 | 63 | 3.1 |
| | | 2.42 | 61.5 | 0.207 | 5.25 | | | 2.487 | 66.5 | 63 | 3.5 |
| | | 2.44 | 62.0 | 0.217 | 5.50 | | | 2.502 | 66.9 | 63 | 3.9 |
| | | 2.46 | 62.5 | 0.226 | 5.75 | | | 2.513 | 67.2 | 63 | 4.2 |
| | | 2.48 | 63.0 | 0.236 | 6.00 | | | 2.528 | 67.6 | 63 | 4.6 |
| | | 2.50 | 63.5 | 0.246 | 6.25 | | | 2.543 | 68.0 | 63 | 5.0 |
| | | 2.52 | 64.0 | 0.256 | 6.50 | | | 2.558 | 68.4 | 63 | 5.4 |
| T604AA250 T605AA250 T605AH250 | 2.50 | 2.89 | 73.5 | 0.207 | 5.25 | A-40xx | AFX-40 | 2.939 | 78.6 | 77 | 1.6 |
| | | 2.91 | 74.0 | 0.217 | 5.50 | | | 2.951 | 78.9 | 77 | 1.9 |
| | | 2.93 | 74.5 | 0.226 | 5.75 | | | 2.966 | 79.3 | 77 | 2.3 |
| | | 2.95 | 75.0 | 0.236 | 6.00 | | | 2.977 | 79.6 | 77 | 2.6 |
| | | 2.97 | 75.5 | 0.246 | 6.25 | | | 2.992 | 80.0 | 77 | 3.0 |
| | | 2.99 | 76.0 | 0.256 | 6.50 | | | 3.003 | 80.3 | 77 | 3.3 |
| | | 3.01 | 76.5 | 0.266 | 6.75 | | | 3.018 | 80.7 | 77 | 3.7 |
| | | 3.03 | 77.0 | 0.276 | 7.00 | | | 3.029 | 81.0 | 77 | 4.0 |
| | | 3.05 | 77.5 | 0.285 | 7.25 | | | 3.044 | 81.4 | 77 | 4.4 |
| | | 3.07 | 78.0 | 0.295 | 7.50 | | | 3.055 | 81.7 | 77 | 4.7 |

Because we continually examine ways to improve our products, we reserve the right to alter specifications or discontinue products without prior notice.

ALFAGOMMA®
T631AA/AE Series
 Hot Tar & Hydrocarbon Drain Hoses

ONE-PIECE CRIMP SPECIFICATIONS (D SERIES FITTING)

| Hose Series | ID | Fitting Series | Insertion Depth | | Crimping Length | | Crimp Diameter | | Die Size (mm) | Micrometer Setting (mm) |
|------------------------|------|----------------|-----------------|------|-----------------|------|----------------|------------|---------------|-------------------------|
| | (in) | | (in) | (mm) | (in) | (mm) | (in) ± 0.005 | (mm) ± 0.1 | | |
| T631AA075 T631AE075 | 0.75 | D-12xx | 1.260 | 32 | Full | Full | 1.398 | 35.5 | 34 | 1.50 |
| T631AA100 T631AE100 | 1.00 | D-16xx | 1.535 | 39 | Full | Full | 1.677 | 42.6 | 42 | 0.60 |

Because we continually examine ways to improve our products, we reserve the right to alter specifications or discontinue products without prior notice.

ALFAGOMMA®

T955AA Series

DEF Hose

TWO-PIECE CRIMP SPECIFICATIONS (A SERIES FITTING)

| Hose Series | ID (in) | Measured OD | | Measured Wall Thickness | | Fitting Series | Ferrule Part Number | Crimp Diameter | | Die Size (mm) | Micrometer Setting (mm) |
|-------------|------------|-------------|------|-------------------------|-------|----------------|---------------------|----------------|------------|------------------|----------------------------|
| | | (in) | (mm) | (in) | (mm) | | | (in) ± 0.005 | (mm) ± 0.1 | | |
| T955AA050 | 0.50 | 0.85 | 21.5 | 0.167 | 4.25 | A-08xx | AFX-08 | 0.996 | 25.3 | 22 | 3.3 |
| | | 0.87 | 22.0 | 0.177 | 4.50 | | | 1.008 | 25.6 | 22 | 3.6 |
| | | 0.89 | 22.5 | 0.187 | 4.75 | | | 1.024 | 26.0 | 22 | 4.0 |
| | | 0.91 | 23.0 | 0.197 | 5.00 | | | 1.035 | 26.3 | 22 | 4.3 |
| | | 0.93 | 23.5 | 0.207 | 5.25 | | | 1.051 | 26.7 | 25 | 1.7 |
| | | 0.94 | 24.0 | 0.217 | 5.50 | | | 1.063 | 27.0 | 25 | 2.0 |
| | | 0.96 | 24.5 | 0.226 | 5.75 | | | 1.079 | 27.4 | 25 | 2.4 |
| T955AA062 | 0.63 | 1.08 | 27.5 | 0.226 | 5.75 | A-10xx | AFX-10 | 1.122 | 28.5 | 25 | 3.5 |
| | | 1.10 | 28.0 | 0.236 | 6.00 | | | 1.134 | 28.8 | 25 | 3.8 |
| | | 1.12 | 28.5 | 0.246 | 6.25 | | | 1.150 | 29.2 | 25 | 4.2 |
| | | 1.14 | 29.0 | 0.256 | 6.50 | | | 1.161 | 29.5 | 25 | 4.5 |
| | | 1.16 | 29.5 | 0.266 | 6.75 | | | 1.177 | 29.9 | 25 | 4.9 |
| | | 1.18 | 30.0 | 0.276 | 7.00 | | | 1.189 | 30.2 | 29 | 1.2 |
| | | 1.20 | 30.5 | 0.285 | 7.25 | | | 1.205 | 30.6 | 29 | 1.6 |
| T955AA075 | 0.75 | 1.32 | 33.5 | 0.285 | 7.25 | A-12xx | AFX-12 | 1.253 | 31.8 | 29 | 2.8 |
| | | 1.34 | 34.0 | 0.295 | 7.50 | | | 1.265 | 32.1 | 29 | 3.1 |
| | | 1.36 | 34.5 | 0.305 | 7.75 | | | 1.280 | 32.5 | 29 | 3.5 |
| | | 1.38 | 35.0 | 0.315 | 8.00 | | | 1.292 | 32.8 | 29 | 3.8 |
| | | 1.40 | 35.5 | 0.325 | 8.25 | | | 1.308 | 33.2 | 29 | 4.2 |
| | | 1.42 | 36.0 | 0.335 | 8.50 | | | 1.320 | 33.5 | 29 | 4.5 |
| | | 1.44 | 36.5 | 0.344 | 8.75 | | | 1.336 | 33.9 | 29 | 4.9 |
| T955AA100 | 1.00 | 1.79 | 45.5 | 0.404 | 10.25 | A-16xx | AFX-16 | 1.440 | 38.5 | 38 | 0.5 |
| | | 1.81 | 46.0 | 0.413 | 10.50 | | | 1.451 | 38.8 | 38 | 0.8 |
| | | 1.83 | 46.5 | 0.423 | 10.75 | | | 1.466 | 39.2 | 38 | 1.2 |
| | | 1.85 | 47.0 | 0.433 | 11.00 | | | 1.477 | 39.5 | 38 | 1.5 |
| | | 1.87 | 47.5 | 0.443 | 11.25 | | | 1.492 | 39.9 | 38 | 1.9 |
| | | 1.89 | 48.0 | 0.453 | 11.50 | | | 1.503 | 40.2 | 38 | 2.2 |
| | | 1.91 | 48.5 | 0.463 | 11.75 | | | 1.518 | 40.6 | 38 | 2.6 |

Because we continually examine ways to improve our products, we reserve the right to alter specifications or discontinue products without prior notice.

ALFAGOMMA®
T957LL Series
 Furnace Door Hose

TWO-PIECE CRIMP SPECIFICATIONS (A SERIES FITTING)

| Hose Series | ID (in) | Measured OD | | Measured Wall Thicknes | | Fitting Series | Ferrule Part Number | Crimp Diameter | | Die Size (mm) | Micrometer Setting (mm) |
|-------------|------------|-------------|------|------------------------|------|----------------|---------------------|----------------|------------|------------------|----------------------------|
| | | (in) | (mm) | (in) | (mm) | | | (in) ± 0.005 | (mm) ± 0.1 | | |
| T957LL050 | 0.50 | 0.93 | 23.5 | 0.207 | 5.25 | A-08xx | AFX-08 | 1.051 | 26.7 | 22 | 4.7 |
| | | 0.94 | 24.0 | 0.217 | 5.50 | | | 1.063 | 27.0 | 22 | 5.0 |
| | | 0.96 | 24.5 | 0.226 | 5.75 | | | 1.079 | 27.4 | 22 | 5.4 |
| | | 0.98 | 25.0 | 0.236 | 6.00 | | | 1.091 | 27.7 | 22 | 5.7 |
| | | 1.00 | 25.5 | 0.246 | 6.25 | | | 1.106 | 28.1 | 25 | 3.1 |
| | | 1.02 | 26.0 | 0.256 | 6.50 | | | 1.118 | 28.4 | 25 | 3.4 |
| | | 1.04 | 26.5 | 0.266 | 6.75 | | | 1.134 | 28.8 | 25 | 3.8 |
| T957LL075 | 0.75 | 1.16 | 29.5 | 0.207 | 5.25 | A-12xx | AFX-12 | 1.308 | 33.2 | 29 | 4.2 |
| | | 1.18 | 30.0 | 0.217 | 5.50 | | | 1.253 | 33.5 | 29 | 4.5 |
| | | 1.20 | 30.5 | 0.226 | 5.75 | | | 1.268 | 33.9 | 29 | 4.9 |
| | | 1.22 | 31.0 | 0.236 | 6.00 | | | 1.279 | 34.2 | 29 | 5.2 |
| | | 1.24 | 31.5 | 0.246 | 6.25 | | | 1.294 | 34.6 | 29 | 5.6 |
| | | 1.26 | 32.0 | 0.256 | 6.50 | | | 1.305 | 34.9 | 29 | 5.9 |
| | | 1.28 | 32.5 | 0.266 | 6.75 | | | 1.320 | 35.3 | 29 | 6.3 |
| T957LL100 | 1.00 | 1.40 | 35.5 | 0.207 | 5.25 | A-16xx | AFX-16 | 1.492 | 39.9 | 38 | 1.9 |
| | | 1.42 | 36.0 | 0.217 | 5.50 | | | 1.503 | 40.2 | 38 | 2.2 |
| | | 1.44 | 36.5 | 0.226 | 5.75 | | | 1.518 | 40.6 | 38 | 2.6 |
| | | 1.46 | 37.0 | 0.236 | 6.00 | | | 1.530 | 40.9 | 38 | 2.9 |
| | | 1.48 | 37.5 | 0.246 | 6.25 | | | 1.544 | 41.3 | 38 | 3.3 |
| | | 1.50 | 38.0 | 0.256 | 6.50 | | | 1.556 | 41.6 | 38 | 3.6 |
| | | 1.52 | 38.5 | 0.266 | 6.75 | | | 1.571 | 42.0 | 38 | 4.0 |
| T957LL125 | 1.25 | 1.73 | 44.0 | 0.236 | 6.00 | A-20xx | AFX-20 | 1.754 | 46.9 | 42 | 4.9 |
| | | 1.75 | 44.5 | 0.246 | 6.25 | | | 1.769 | 47.3 | 42 | 5.3 |
| | | 1.77 | 45.0 | 0.256 | 6.50 | | | 1.780 | 47.6 | 42 | 5.6 |
| | | 1.79 | 45.5 | 0.266 | 6.75 | | | 1.795 | 48.0 | 46 | 2.0 |
| | | 1.81 | 46.0 | 0.276 | 7.00 | | | 1.806 | 48.3 | 46 | 2.3 |
| | | 1.83 | 46.5 | 0.285 | 7.25 | | | 1.821 | 48.7 | 46 | 2.7 |
| | | 1.85 | 47.0 | 0.295 | 7.50 | | | 1.832 | 49.0 | 46 | 3.0 |
| 1.87 | 47.5 | 0.305 | 7.75 | 1.847 | 49.4 | 46 | 3.4 | | | | |
| 1.89 | 48.0 | 0.315 | 8.00 | 1.859 | 49.7 | 46 | 3.7 | | | | |

Because we continually examine ways to improve our products, we reserve the right to alter specifications or discontinue products without prior notice.

ALFAGOMMA® T957LL Series

Furnace Door Hose
(continued)

TWO-PIECE CRIMP SPECIFICATIONS (A SERIES FITTING)

| Hose Series | ID (in) | Measured OD | | Measured Wall Thicknes | | Fitting Series | Ferrule Part Number | Crimp Diameter | | Die Size (mm) | Micrometer Setting (mm) |
|-------------|------------|-------------|------|------------------------|------|----------------|---------------------|----------------|------------|------------------|----------------------------|
| | | (in) | (mm) | (in) | (mm) | | | (in) ± 0.005 | (mm) ± 0.1 | | |
| T957LL150 | 1.50 | 2.05 | 52.0 | 0.276 | 7.00 | A-24xx | AFX-24 | 2.042 | 54.6 | 50 | 4.6 |
| | | 2.07 | 52.5 | 0.285 | 7.25 | | | 2.057 | 55.0 | 50 | 5.0 |
| | | 2.09 | 53.0 | 0.295 | 7.50 | | | 2.068 | 55.3 | 50 | 5.3 |
| | | 2.11 | 53.5 | 0.305 | 7.75 | | | 2.083 | 55.7 | 50 | 5.7 |
| | | 2.13 | 54.0 | 0.315 | 8.00 | | | 2.094 | 56.0 | 50 | 6.0 |
| | | 2.15 | 54.5 | 0.325 | 8.25 | | | 2.109 | 56.4 | 50 | 6.4 |
| | | 2.17 | 55.0 | 0.335 | 8.50 | | | 2.120 | 56.7 | 50 | 6.7 |
| | | 2.19 | 55.5 | 0.344 | 8.75 | | | 2.135 | 57.1 | 50 | 7.1 |
| | | 2.20 | 56.0 | 0.354 | 9.00 | | | 2.147 | 57.4 | 50 | 7.4 |
| | | T957LL200 | 2.00 | 2.56 | 65.0 | | | 0.276 | 7.00 | A-32xx | AFX-32 |
| 2.58 | 65.5 | | | 0.285 | 7.25 | 2.573 | 68.8 | 63 | 5.8 | | |
| 2.60 | 66.0 | | | 0.295 | 7.50 | 2.584 | 69.1 | 63 | 6.1 | | |
| 2.62 | 66.5 | | | 0.305 | 7.75 | 2.599 | 69.5 | 63 | 6.5 | | |
| 2.64 | 67.0 | | | 0.315 | 8.00 | 2.610 | 69.8 | 63 | 6.8 | | |
| 2.66 | 67.5 | | | 0.325 | 8.25 | 2.625 | 70.2 | 63 | 7.2 | | |
| 2.68 | 68.0 | | | 0.335 | 8.50 | 2.636 | 70.5 | 63 | 7.5 | | |
| 2.70 | 68.5 | | | 0.344 | 8.75 | 2.651 | 70.9 | 63 | 7.9 | | |
| 2.72 | 69.0 | | | 0.354 | 9.00 | 2.663 | 71.2 | 63 | 8.2 | | |

Because we continually examine ways to improve our products, we reserve the right to alter specifications or discontinue products without prior notice.



ALFAGOMMA

KuriCrimp

KURIYAMA
OF AMERICA, INC.

CORPORATE OFFICE

150 N Martingale Road, Suite 900, Schaumburg, IL 60173-2081
Phone: (847) 755-0360 • Toll-free Fax: (800) 800-0320
International Fax: (847) 885-0996

kuriyama.com sales@kuriyama.com



The trademarks contained in this publication are trademarks of Kuriyama of America, Inc.
The "Alfagomma" trademark contained in this publication is a registered trademark of Alfagomma S.p.A.

SALES & WAREHOUSE LOCATIONS

CENTRAL DISTRIBUTION CENTER

KURIYAMA OF AMERICA, INC.
14200 Commerce Court
Huntley, IL 60142
☎ (847) 755-0360
☎ (800) 800-0320
🌐 kuriyama.com ✉ sales@kuriyama.com

SOUTHWEST WAREHOUSE

KURIYAMA OF AMERICA, INC.
- HOUSTON
200 Portwall Street, Suite 100
Houston, TX 77029
☎ (713) 674-8212 OR ☎ (800) 501-6808
☎ (713) 674-5214 OR ☎ (800) 800-5214
✉ sales@kuriyama.com

WESTERN WAREHOUSE

KURIYAMA OF AMERICA, INC.
- RENO
12910 Old Virginia Road, Suite 100
Reno, NV 89521
☎ (562) 941-4507
☎ (562) 941-8940 OR ☎ (800) 326-8940
✉ sales@kuriyama.com

SOUTHEAST WAREHOUSE

FORTNEY SALES CO., INC.
4221 Cantrell Road NW
Acworth, GA 30101
☎ (770) 427-6528
☎ (770) 423-9249 OR ☎ (800) 423-9249
🌐 FortneySales.com ✉ sales@fortneysales.com

EASTERN WAREHOUSE

EASTERN RUBBER & PLASTICS CO., INC.
100 Goldman Dr.
Plumsted Industrial Park
Cream Ridge, NJ 08514
☎ (609) 758-0100
☎ (609) 758-0102 OR ☎ (800) 445-7138
🌐 EasternRubber.com ✉ sales@easternrubber.com

IN MEXICO

KURIYAMA DE MÉXICO S DE RL DE CV
Av Jose Palomo Martinez No 520-20 Bodega 5
Parque Industrial Omolap
Apodaca, N.I. CP:66633, México
☎ (81) 1086-1870 0 71
🌐 Kuriyama.com.mx 🌐 Kuriyama.com
✉ servicioalcliente@kuriyama.com